



Environmental Disclosure Information-Quarterly Comparisons

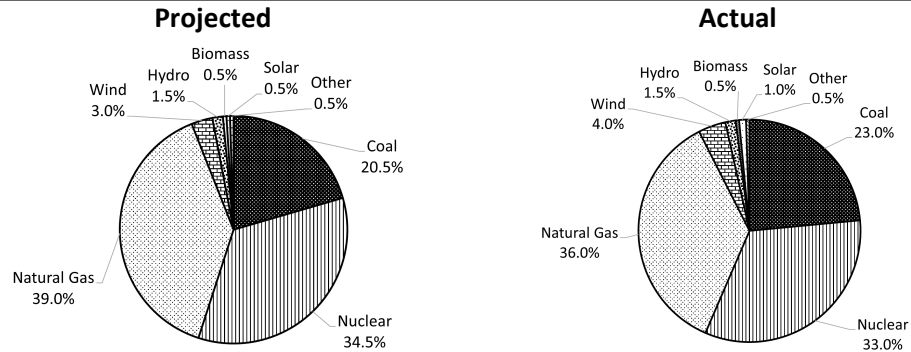
Dynegy Energy Services (East), LLC d/b/a Dynegy

Projected Data for the 2021 Calendar Year

Actual Data for the Period of January 1, 2021 to June 30, 2021

Generation Resource Mix-

A comparison between the sources of generation projected to be used to generate this product and the actual resources used during this period.



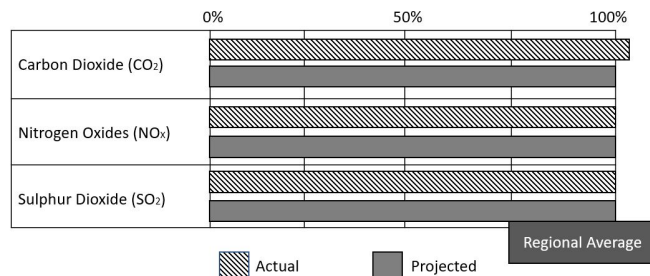
Environmental Characteristics-

A description of the characteristics associated with each possible generation resource.

Biomass Power	Air Emissions and Solid Waste
Coal Power	Air Emissions and Solid Waste
Hydro Power	Wildlife Impacts
Natural Gas Power	Air Emissions and Solid Waste
Nuclear Power	Radioactive Waster
Oil Power	Air Emissions and Solid Waste
Other Sources	Unknown Impacts
Solar Power	No Significant Impacts
Unknown Purchased Resources	Unknown Impacts
Wind Power	Wildlife Impacts

Air Emissions-

Product- Specific projected and actual air emissions for this period compared to the regional average air emissions.



Radioactive Waste-

Radioactive waste associated with the product.

Type	Quantity
High-Level Radioactive Waste	Unknown Lbs./1,000 kWh
Low-Level Radioactive Waste	Unknown Lbs./1,000 kWh

Dynegy purchases Renewable Energy credits (RECs) as a means of complying with the renewable energy resource benchmark under the State of Ohio’s alternative energy portfolio standard requirements. The requirement for 2021 is 5.5% renewable. The renewable energy sources associated with green electricity plans may include, but not be limited to, RECs from wind, solar, biomass, hydro, or other renewable energy sources. With in-depth analysis, the environmental characteristics of any form of electric generation will reveal benefits as well as costs. For further information, contact Dynegy at www.dynegy.com or by phone at 877-331-3045.



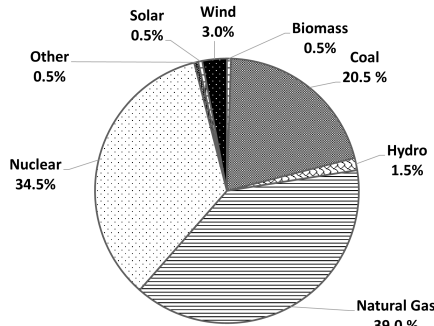
Environmental Disclosure Information – Annual Comparison

Dynegy Energy Services (East), LLC d/b/a Dynegy d/b/a Brighten Energy d/b/a True Fit Energy d/b/a Honor Energy d/b/a Better Buy Energy

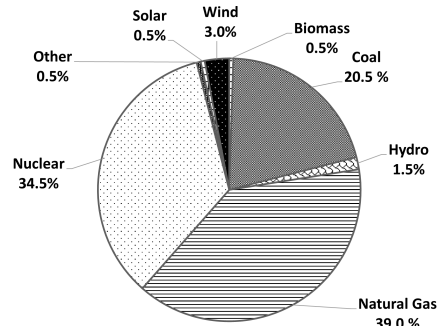
Projected Data for the 2021 Calendar Year

Generation Resource Mix -
A comparison between the sources of generation used to produce this product and the historic regional average supply mix.

Supplier's Product



Regional Product



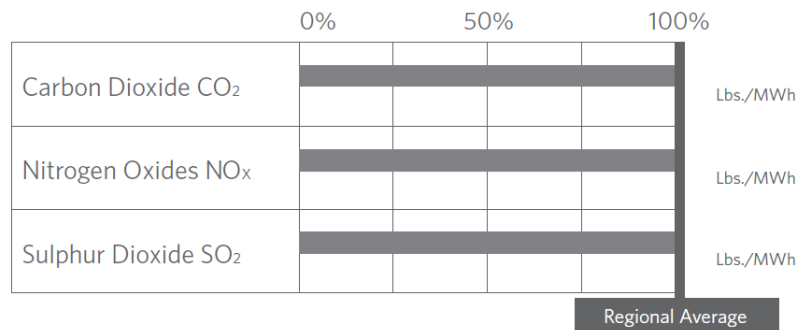
Environmental Characteristics–

A description of the characteristics associated with each possible generation resource.

Biomass Power	Air Emissions and Solid Waste
Coal Power	Air Emissions and Solid Waste
Hydro Power	Wildlife Impacts
Natural Gas Power	Air Emissions and Solid Waste
Nuclear Power	Radioactive Waste
Oil Power	Air Emissions and Solid Waste
Other Sources	Unknown Impacts
Solar Power	No Significant Impacts
Unknown Purchased Resources	Unknown Impacts
Wind Power	Wildlife Impacts

Air Emissions –

A comparison between the air emissions related to this product and the regional average air emissions.



Radioactive Waste –

Radioactive waste associated with the product.

Type:	Quantity:	
High-Level Radioactive Waste	Unknown	Lbs./1,000 kWh
Low-Level Radioactive Waste	Unknown	Ft ³ /1,000 kWh

Dynegy purchases Renewable Energy credits (RECs) as a means of complying with the renewable energy resource benchmark under the State of Ohio’s alternative energy portfolio standard requirements. The requirement for 2021 is 5.5% renewable. The renewable energy sources associated with green electricity plans may include, but not be limited to, RECs from wind, solar, biomass, hydro, or other renewable energy sources. With in-depth analysis, the environmental characteristics of any form of electric generation will reveal benefits as well as costs. For further information, contact Dynegy at www.Dynegy.com or by phone at 877-331-3045.