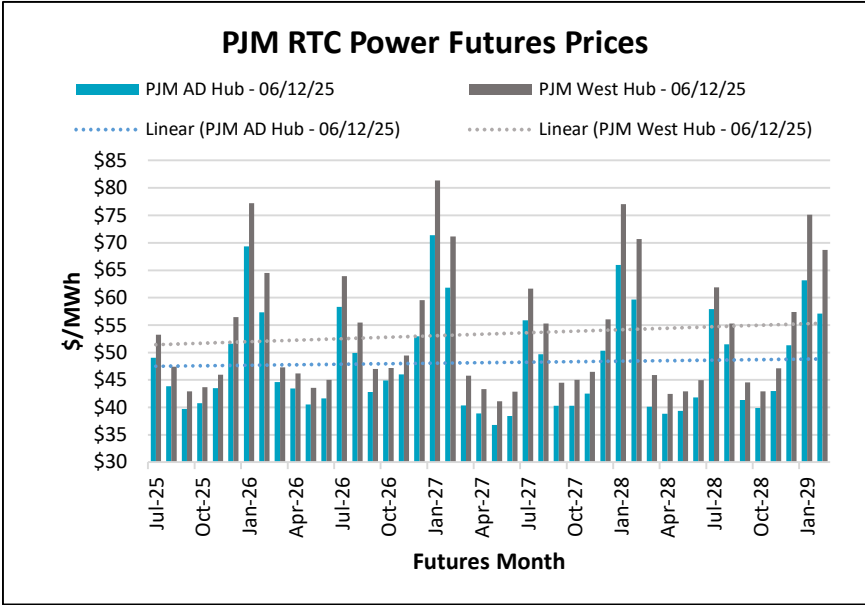
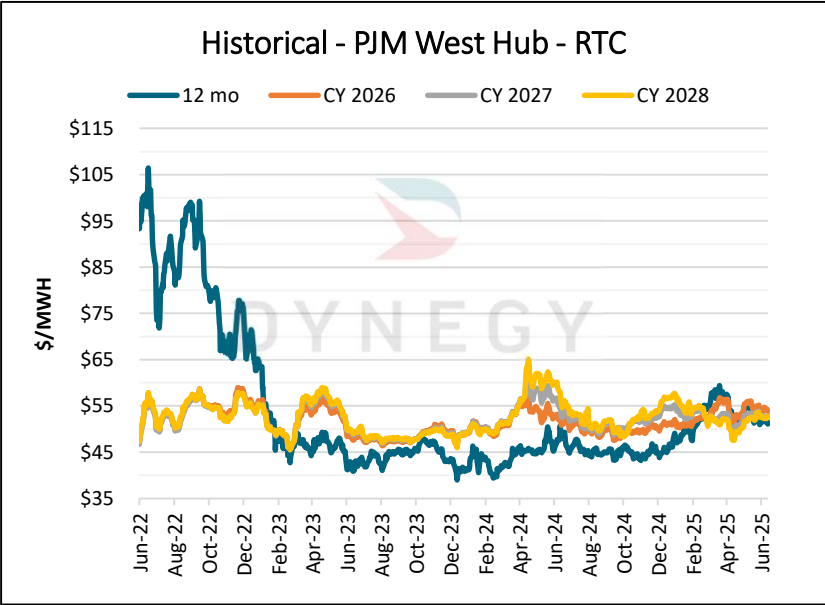
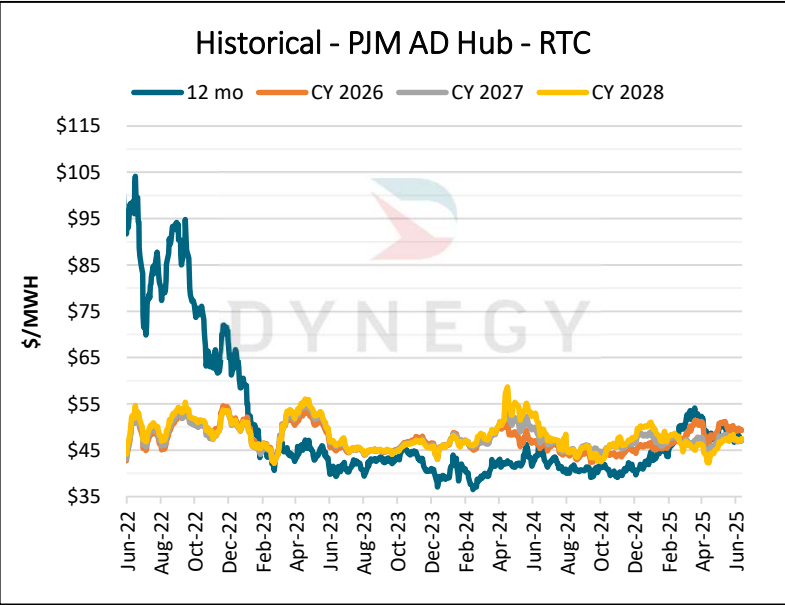


Electricity Market RTC WoW Delta				
\$ MWH Previous Week ▲				
	PJM West Hub	PJM AD Hub	PJM NI Hub	MISO Indiana Hub
12 Mo Strip	(\$0.50)	(\$0.28)	(\$0.11)	(\$0.18)
Cal 2026	(\$0.17)	\$0.06	\$0.08	(\$0.05)
Cal 2027	\$0.36	\$0.31	\$0.25	\$0.55
Cal 2028	\$0.45	\$0.55	\$0.55	\$0.46

*Prompt month – 7/2025
*Delta –6/5/2025-6/12/2025

RTC Power Prices								
Date	PJM-AD Hub				PJM-West Hub			
	12 Mo	2026	2027	2028	12 Mo	2026	2027	2028
6/12/2025	\$47.13	\$49.32	\$47.23	\$47.56	\$51.12	\$53.87	\$52.89	\$52.76
6/11/2025	\$47.35	\$49.42	\$47.08	\$47.45	\$51.66	\$54.25	\$52.76	\$52.65
6/10/2025	\$47.33	\$49.35	\$46.90	\$47.10	\$51.59	\$54.14	\$52.57	\$52.30
6/9/2025	\$47.69	\$49.51	\$46.99	\$47.01	\$52.03	\$54.39	\$52.59	\$52.30
6/6/2025	\$48.30	\$49.80	\$47.24	\$47.31	\$52.64	\$54.70	\$52.86	\$52.60
Date	PJM-NI Hub				MISO Indiana Hub			
	12 Mo	2026	2027	2028	12 Mo	2026	2027	2028
6/12/2025	\$40.08	\$41.87	\$40.16	\$39.12	\$46.24	\$48.56	\$47.29	\$48.02
6/11/2025	\$40.24	\$42.06	\$40.00	\$39.01	\$46.42	\$48.68	\$47.13	\$47.90
6/10/2025	\$40.28	\$41.89	\$39.82	\$38.66	\$46.35	\$48.51	\$46.80	\$47.55
6/9/2025	\$40.60	\$42.10	\$39.92	\$38.57	\$46.72	\$49.02	\$47.12	\$47.55
6/6/2025	\$41.23	\$42.43	\$40.19	\$38.87	\$47.37	\$49.21	\$47.09	\$47.85

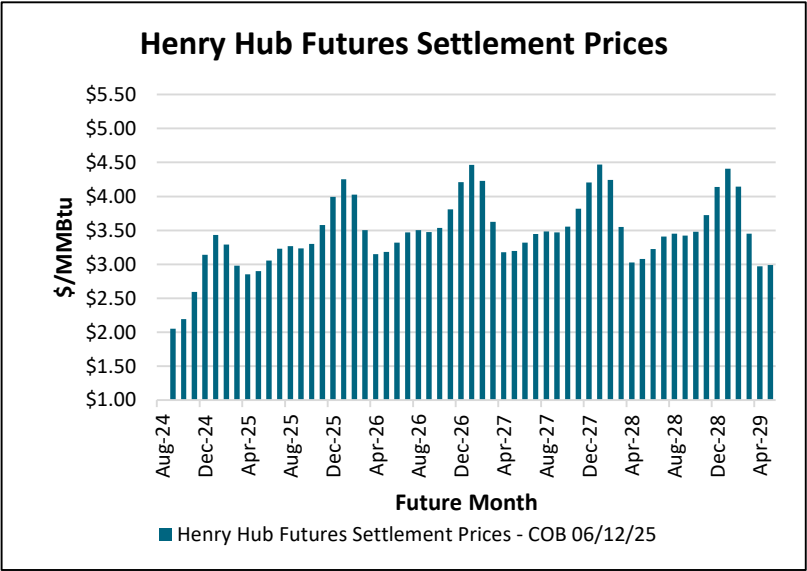
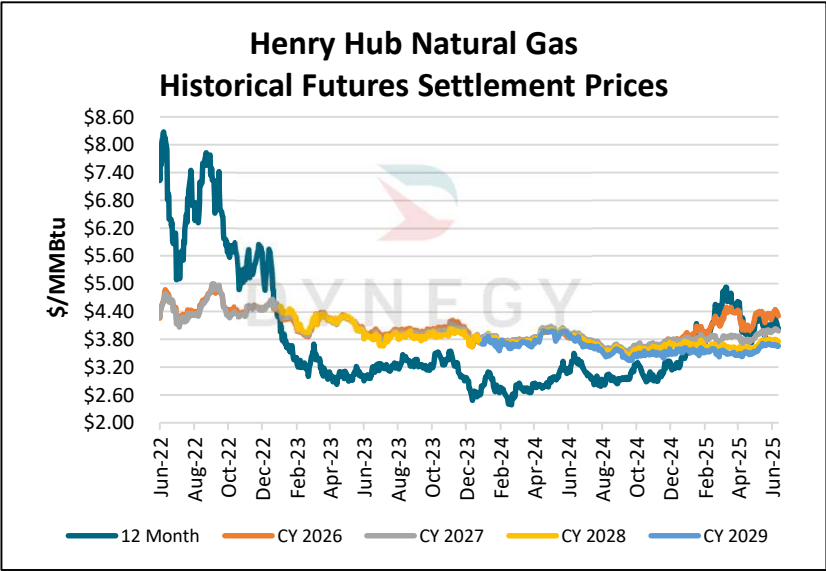
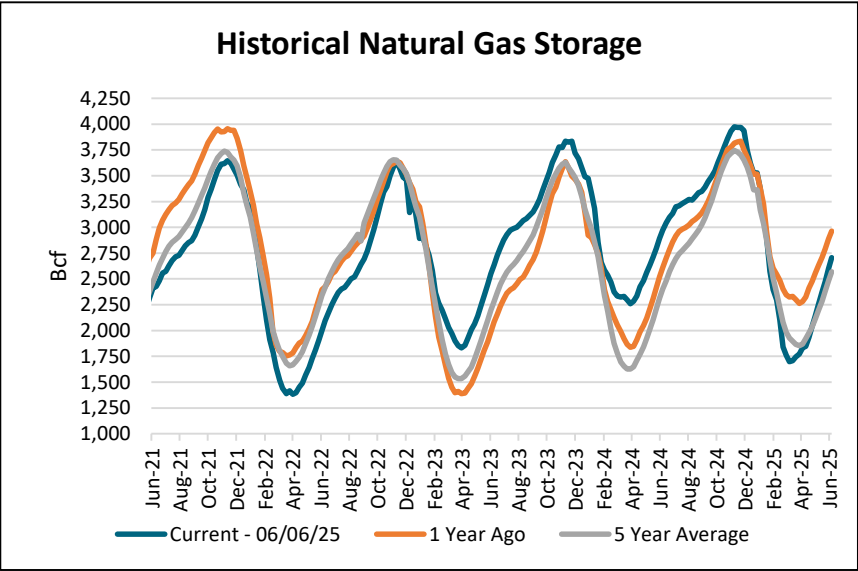


This communication from Dynegy Energy Services, dba Dynegy is intended solely for informational or illustrative purposes only. Dynegy is not responsible for typographic errors or other inaccuracies in the content and makes no representations to the contrary. We believe the information contained herein to be accurate and reliable and buyer or customer understands it has the duty or obligation to validate such information and undertake whatever risk there may be upon its reliance. Therefore, all information and materials are provided “AS IS” without any warranty of any kind.



Natural Gas WoW Delta	
\$/MMBtu Previous Week ▲	
Henry Hub	
12 Mo. Strip	(\$0.13)
2026	(\$0.08)
2027	(\$0.02)
2028	(\$0.03)
Storage Report	
For the Week Ending 06/06/25, the working natural gas in storage for the lower 48 states was 2,707 bcf which represents an increase of 109 bcf compared to last week's report. Also, the reported levels represent a decrease of 256 bcf compared to one year prior and an increase of 139 bcf compared to the five year average.	

Henry Hub Futures Settlement Prices (\$/MMBtu)					
Date	12 Month	CY 2026	CY 2027	CY 2028	CY 2029
6/12/2025	\$4.04	\$4.31	\$3.98	\$3.76	\$3.66
6/11/2025	\$4.06	\$4.33	\$4.00	\$3.78	\$3.67
6/10/2025	\$4.09	\$4.36	\$4.00	\$3.76	\$3.65
6/9/2025	\$4.15	\$4.40	\$4.02	\$3.79	\$3.67
6/6/2025	\$4.25	\$4.44	\$4.03	\$3.80	\$3.68
EIA Storage Report for lower 48 states (bcf)					
Week End	Current	1 Yr Ago	1 Yr ▲	5 Yr Avg	5 Yr ▲
5/30/2025	2,598	2,886	-288	2,481	117
6/6/2025	2,707	2,963	-256	2,568	139



This communication from Dynegy Energy Services, dba Dynegy is intended solely for informational or illustrative purposes only. Dynegy is not responsible for typographic errors or other inaccuracies in the content and makes no representations to the contrary. We believe the information contained herein to be accurate and reliable and buyer or customer understands it has the duty or obligation to validate such information and undertake whatever risk there may be upon its reliance. Therefore, all information and materials are provided “AS IS” without any warranty of any kind.

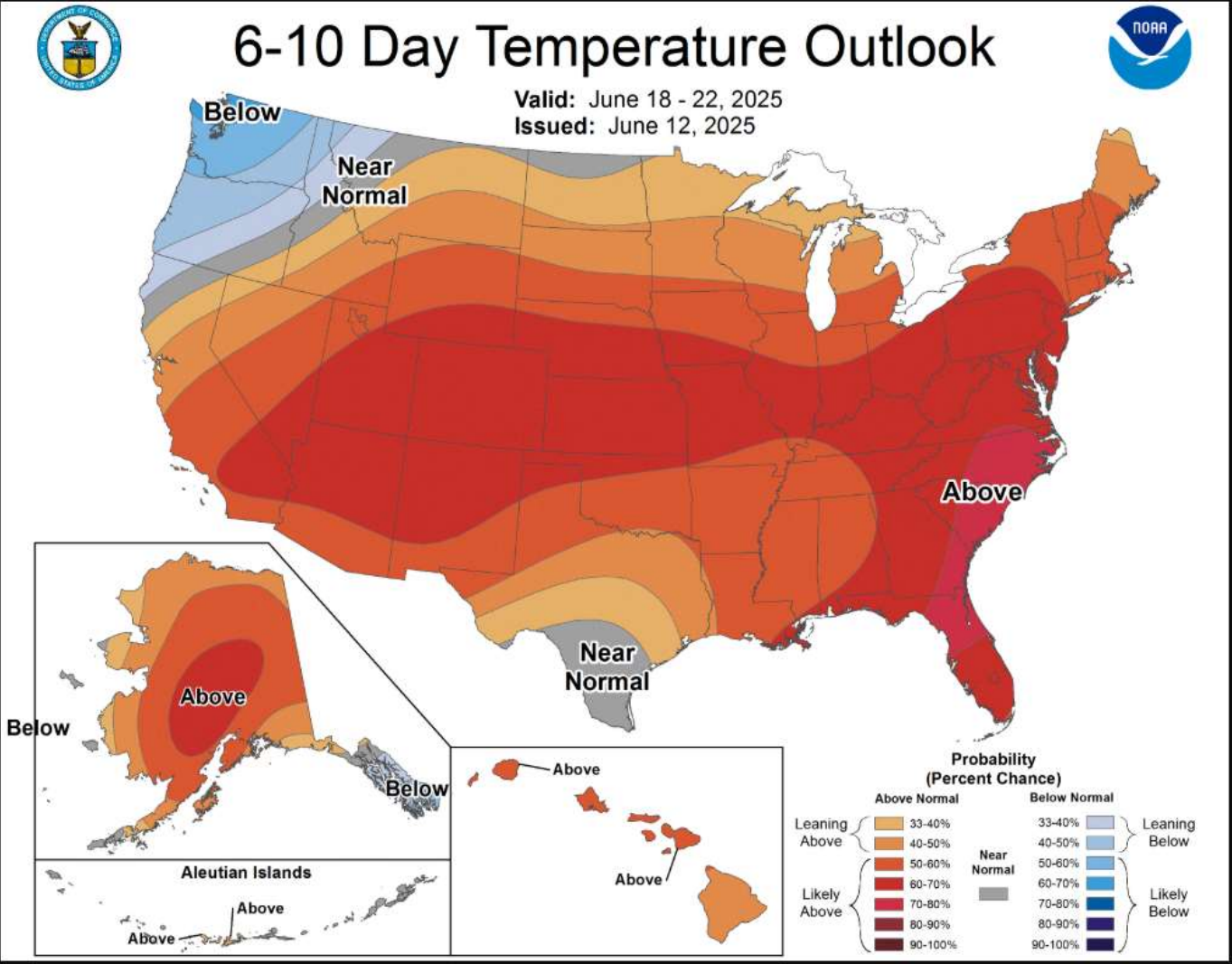


**PJM 7 Day Load Forecast (as of 06/13/25)
RTO Combined
Daily Max Hour Load Forecast**

DATE	MW	HE
Friday, June 13, 2025	122,283	17
Saturday, June 14, 2025	100,013	18
Sunday, June 15, 2025	97,374	19
Monday, June 16, 2025	109,992	18
Tuesday, June 17, 2025	117,556	18
Wednesday, June 18, 2025	128,659	18
Thursday, June 19, 2025	131,260	17

**MISO 7 Day Load Actuals (as of 06/13/25)
RTO Combined
Daily Max Hour Load Actuals**

DATE	MW	HE
Thursday, June 5, 2025	90,513	17
Friday, June 6, 2025	89,378	17
Saturday, June 7, 2025	84,782	18
Sunday, June 8, 2025	86,633	18
Monday, June 9, 2025	87,937	17
Tuesday, June 10, 2025	88,177	17
Wednesday, June 11, 2025	95,865	17



This communication from Dynegy Energy Services, dba Dynegy is intended solely for informational or illustrative purposes only. Dynegy is not responsible for typographic errors or other inaccuracies in the content and makes no representations to the contrary. We believe the information contained herein to be accurate and reliable and buyer or customer understands it has the duty or obligation to validate such information and undertake whatever risk there may be upon its reliance. Therefore, all information and materials are provided "AS IS" without any warranty of any kind.

