



**DYNEGY**

**MARKET SUMMARY REPORT**

*February 2023*

## UNDERSTANDING THIS MARKET SNAPSHOT

Use the information in this report to identify trends and movements affecting electricity in the MWNE market to make informed energy decisions. Here are a few quick tips:

- **Power prices** are determined from forward Heat Rate and natural gas strips for a specific timeframe.  $Power\ Price = Heat\ Rate \times Natural\ Gas\ Price$ . Power prices can change based on electricity supply and demand, which is driven by factors such as weather, the economy, available generation and grid conditions.
- **Natural Gas** prices are a key driver of power prices because natural gas fuels the power plants that are brought online primarily to satisfy peak demand.

**Heat Rates** are the common measure of power plant efficiency and are derived from power and natural gas prices:  $Heat\ Rate = Power\ Price \div Natural\ Gas\ Price$ . Heat rates are typically higher when gas prices are lower. Heat rates are impacted by weather, regulatory changes, consumer demand and power plant retirements.

---

This communication from Dynegy Energy Services, dba Dynegy is intended solely for informational or illustrative purposes only. Dynegy is not responsible for typographic errors or other inaccuracies in the content and makes no representations to the contrary. We believe the information contained herein to be accurate and reliable and buyer or customer understands it has the duty or obligation to validate such information and undertake whatever risk there may be upon its reliance. Therefore, all information and materials are provided "AS IS" without any warranty of any kind.

# DAY-AHEAD LMP MONTHLY AVERAGES (\$/MWH)

	PJM																		MISO
Date	AECO	AEOHIO	APS	BGE	COMED	DAY	DEOK	DPL	DUQ	FEOHIO	JCPL	METED	PECO	PENELEC	PENPOWER	PPL	PSEG	UGI	AMEREN
2/1/2023	\$28.93	\$28.72	\$30.52	\$35.92	\$24.94	\$29.70	\$28.76	\$32.41	\$27.67	\$28.49	\$29.04	\$30.63	\$28.04	\$31.11	\$26.95	\$29.11	\$30.43	\$27.67	\$27.74
1/1/2023	\$31.16	\$37.39	\$38.26	\$41.75	\$32.64	\$38.20	\$37.11	\$31.17	\$36.51	\$37.26	\$31.72	\$36.68	\$29.61	\$37.10	\$35.90	\$32.60	\$32.30	\$31.12	\$35.02
12/1/2022	\$87.61	\$83.47	\$86.71	\$100.68	\$63.14	\$86.52	\$84.30	\$94.69	\$81.41	\$84.18	\$88.18	\$93.82	\$85.79	\$84.48	\$80.15	\$89.08	\$88.61	\$80.91	\$63.63
11/1/2022	\$43.35	\$53.96	\$54.65	\$61.44	\$45.03	\$55.80	\$54.89	\$46.77	\$52.88	\$52.88	\$44.14	\$52.46	\$41.24	\$51.73	\$52.00	\$48.22	\$44.16	\$42.77	\$47.94
10/1/2022	\$45.70	\$60.78	\$59.82	\$67.68	\$48.61	\$62.12	\$61.17	\$52.73	\$58.79	\$59.53	\$47.74	\$55.53	\$43.65	\$55.58	\$58.26	\$51.77	\$47.59	\$46.47	\$51.80
9/1/2022	\$63.01	\$79.54	\$79.58	\$94.73	\$71.99	\$82.74	\$81.18	\$62.28	\$76.43	\$77.70	\$64.37	\$76.53	\$61.05	\$75.06	\$75.91	\$70.28	\$64.78	\$63.40	\$77.88
8/1/2022	\$94.33	\$94.65	\$95.18	\$111.54	\$90.60	\$98.35	\$95.97	\$105.70	\$91.34	\$93.70	\$93.17	\$116.36	\$94.89	\$92.28	\$90.68	\$103.68	\$92.81	\$85.65	\$93.81
7/1/2022	\$82.70	\$89.32	\$89.50	\$102.06	\$83.21	\$91.91	\$90.19	\$92.39	\$87.41	\$88.34	\$82.77	\$91.93	\$81.58	\$85.47	\$86.47	\$86.84	\$82.79	\$78.24	\$86.29
6/1/2022	\$64.35	\$89.28	\$85.63	\$99.49	\$82.46	\$90.90	\$90.38	\$62.64	\$85.06	\$85.73	\$66.54	\$77.25	\$61.72	\$77.94	\$86.43	\$72.67	\$66.64	\$65.42	\$88.08
5/1/2022	\$62.54	\$78.44	\$78.75	\$90.42	\$67.16	\$80.48	\$79.42	\$62.17	\$76.44	\$77.31	\$64.34	\$77.34	\$60.89	\$72.34	\$75.55	\$70.96	\$64.19	\$62.91	\$78.81
4/1/2022	\$55.64	\$66.19	\$66.19	\$72.76	\$50.08	\$67.99	\$66.70	\$55.45	\$64.88	\$66.30	\$57.08	\$62.27	\$54.42	\$63.05	\$64.69	\$59.38	\$57.15	\$57.40	\$61.33
3/1/2022	\$39.85	\$45.56	\$45.86	\$50.06	\$38.09	\$47.03	\$46.34	\$42.86	\$44.20	\$45.88	\$41.09	\$43.61	\$39.51	\$44.53	\$44.85	\$41.72	\$41.45	\$39.17	\$41.07
2/1/2022	\$46.61	\$47.49	\$49.78	\$56.68	\$38.97	\$48.90	\$47.31	\$55.57	\$46.69	\$48.26	\$48.15	\$52.81	\$47.37	\$50.08	\$46.46	\$49.85	\$51.38	\$42.42	\$46.06
1/1/2022	\$67.61	\$53.50	\$60.89	\$72.09	\$43.91	\$56.11	\$54.98	\$73.49	\$50.86	\$53.31	\$70.38	\$76.47	\$67.17	\$69.96	\$50.46	\$67.91	\$76.18	\$50.65	\$46.23
12/1/2021	\$28.44	\$37.27	\$38.09	\$42.85	\$31.05	\$38.92	\$38.80	\$43.99	\$35.70	\$36.93	\$31.76	\$40.13	\$31.98	\$39.45	\$35.45	\$35.75	\$32.15	\$30.89	\$37.97
11/1/2021	\$44.04	\$64.25	\$65.80	\$74.22	\$47.40	\$67.06	\$65.48	\$51.15	\$63.37	\$63.57	\$46.93	\$61.08	\$44.36	\$60.49	\$62.40	\$54.36	\$46.88	\$45.17	\$56.81
10/1/2021	\$44.65	\$59.19	\$59.50	\$64.80	\$52.73	\$60.83	\$59.08	\$46.59	\$58.28	\$58.96	\$47.06	\$57.15	\$42.78	\$54.90	\$57.67	\$51.86	\$46.77	\$47.26	\$57.02
9/1/2021	\$37.92	\$44.81	\$44.99	\$49.42	\$42.11	\$46.49	\$45.01	\$38.87	\$43.47	\$44.46	\$38.56	\$44.45	\$37.65	\$43.62	\$43.07	\$40.35	\$38.57	\$36.77	\$44.94
8/1/2021	\$39.53	\$42.27	\$42.90	\$45.88	\$41.26	\$43.80	\$42.67	\$43.06	\$41.92	\$42.35	\$39.32	\$45.54	\$39.37	\$42.53	\$41.24	\$40.98	\$39.33	\$36.11	\$42.75
7/1/2021	\$33.97	\$36.62	\$36.47	\$40.22	\$35.80	\$38.95	\$37.27	\$37.27	\$35.89	\$36.63	\$33.64	\$36.01	\$33.42	\$35.32	\$35.65	\$33.52	\$33.65	\$31.05	\$37.13
6/1/2021	\$27.60	\$31.71	\$30.71	\$34.04	\$30.82	\$33.70	\$32.32	\$29.92	\$30.63	\$31.17	\$27.85	\$29.51	\$27.17	\$29.26	\$30.06	\$28.33	\$27.74	\$22.27	\$33.48
5/1/2021	\$23.08	\$28.73	\$27.99	\$32.04	\$25.02	\$31.01	\$32.10	\$23.73	\$27.84	\$27.76	\$23.65	\$26.49	\$22.65	\$26.10	\$27.10	\$24.85	\$23.58	\$22.73	\$26.62
4/1/2021	\$20.86	\$28.68	\$27.73	\$33.93	\$25.17	\$30.28	\$29.44	\$22.23	\$27.41	\$27.41	\$21.36	\$24.20	\$20.62	\$24.24	\$26.65	\$22.56	\$21.33	\$20.66	\$26.42
3/1/2021	\$20.69	\$24.79	\$24.78	\$29.60	\$21.53	\$25.98	\$25.87	\$37.72	\$23.99	\$24.81	\$21.18	\$22.43	\$20.39	\$23.39	\$23.79	\$21.16	\$21.52	\$19.76	\$23.41

	PJM																		MISO
Delta From	AECO	AEOHIO	APS	BGE	COMED	DAY	DEOK	DPL	DUQ	FEOHIO	JCPL	METED	PECO	PENELEC	PENPOWER	PPL	PSEG	UGI	AMEREN
1-Weeks Ago	(\$1.75)	(\$0.56)	(\$1.11)	(\$1.93)	(\$0.17)	(\$0.59)	(\$0.58)	(\$1.78)	(\$0.51)	(\$0.58)	(\$1.68)	(\$1.64)	(\$1.73)	(\$1.50)	(\$0.33)	(\$1.70)	(\$2.01)	(\$1.53)	\$0.19
1-Month Ago	(\$58.67)	(\$54.75)	(\$56.18)	(\$64.76)	(\$38.20)	(\$56.82)	(\$55.55)	(\$62.28)	(\$53.74)	(\$55.69)	(\$59.13)	(\$63.18)	(\$57.75)	(\$53.37)	(\$53.20)	(\$59.97)	(\$58.19)	(\$53.24)	(\$35.89)
3-Months Ago	(\$14.42)	(\$25.24)	(\$24.13)	(\$25.52)	(\$20.10)	(\$26.10)	(\$26.13)	(\$14.35)	(\$25.20)	(\$24.39)	(\$15.10)	(\$21.83)	(\$13.20)	(\$20.62)	(\$25.05)	(\$19.11)	(\$13.73)	(\$15.11)	(\$20.21)
6-Months Ago	(\$65.40)	(\$65.93)	(\$64.66)	(\$75.62)	(\$65.66)	(\$68.66)	(\$67.21)	(\$73.29)	(\$63.67)	(\$65.21)	(\$64.13)	(\$85.73)	(\$66.85)	(\$61.17)	(\$63.73)	(\$74.57)	(\$62.39)	(\$57.99)	(\$66.08)
1-Year Ago	(\$17.68)	(\$18.76)	(\$19.25)	(\$20.76)	(\$14.03)	(\$19.20)	(\$18.55)	(\$23.16)	(\$19.02)	(\$19.77)	(\$19.10)	(\$22.18)	(\$19.33)	(\$18.97)	(\$19.52)	(\$20.74)	(\$20.95)	(\$14.76)	(\$18.32)

This communication from Dynegy Energy Services, dba Dynegy is intended solely for informational or illustrative purposes only. Dynegy is not responsible for typographic errors or other inaccuracies in the content and makes no representations to the contrary. We believe the information contained herein to be accurate and reliable and buyer or customer understands it has the duty or obligation to validate such information and undertake whatever risk there may be upon its reliance. Therefore, all information and materials are provided "AS IS" without any warranty of any kind.



# REAL-TIME LMP MONTHLY AVERAGES (\$/MWH)

	PJM																		MISO
Date	AECO	AEPOHIO	APS	BGE	COMED	DAY	DEOK	DPL	DUQ	FEOHIO	JCPL	METED	PECO	PENELEC	PENNPOWER	PPL	PSEG	UGI	AMEREN
2/1/2023	\$22.91	\$25.14	\$25.66	\$27.91	\$22.46	\$25.87	\$24.94	\$29.37	\$24.47	\$24.74	\$23.23	\$23.98	\$22.37	\$24.54	\$24.39	\$23.31	\$23.74	\$22.94	\$26.11
1/1/2023	\$31.83	\$35.93	\$36.91	\$38.48	\$32.48	\$36.78	\$35.84	\$31.27	\$35.37	\$35.53	\$32.02	\$36.38	\$30.62	\$35.45	\$35.09	\$32.30	\$32.26	\$31.74	\$34.29
12/1/2022	\$114.60	\$117.82	\$124.51	\$138.28	\$88.64	\$123.39	\$120.73	\$123.65	\$116.60	\$117.40	\$118.85	\$126.50	\$111.78	\$115.14	\$115.79	\$121.08	\$118.29	\$114.81	\$77.76
11/1/2022	\$42.10	\$50.61	\$50.92	\$56.61	\$43.68	\$52.40	\$51.71	\$42.75	\$50.24	\$50.20	\$42.53	\$48.53	\$39.72	\$48.71	\$49.57	\$45.33	\$42.45	\$42.53	\$44.62
10/1/2022	\$45.66	\$57.47	\$56.14	\$62.36	\$48.08	\$58.59	\$57.93	\$51.82	\$55.35	\$54.68	\$47.30	\$53.94	\$43.88	\$52.66	\$54.81	\$50.89	\$47.14	\$46.19	\$52.69
9/1/2022	\$58.12	\$74.83	\$75.32	\$91.24	\$69.31	\$77.60	\$76.09	\$55.39	\$72.22	\$72.91	\$59.72	\$69.79	\$55.75	\$69.56	\$71.28	\$64.45	\$59.88	\$59.77	\$75.04
8/1/2022	\$101.26	\$95.66	\$97.90	\$121.70	\$89.25	\$99.36	\$97.27	\$112.63	\$92.62	\$95.33	\$100.17	\$123.35	\$101.75	\$94.79	\$92.79	\$111.61	\$99.90	\$93.61	\$95.51
7/1/2022	\$78.86	\$86.50	\$85.81	\$98.86	\$79.32	\$89.07	\$87.26	\$95.85	\$83.09	\$83.94	\$79.19	\$89.00	\$78.54	\$81.49	\$82.26	\$83.49	\$78.93	\$76.27	\$84.85
6/1/2022	\$69.90	\$94.75	\$91.36	\$107.89	\$84.36	\$96.85	\$94.86	\$66.44	\$89.84	\$90.86	\$72.25	\$83.48	\$66.80	\$85.42	\$89.01	\$78.75	\$72.00	\$71.01	\$84.79
5/1/2022	\$59.80	\$75.49	\$73.59	\$84.56	\$65.99	\$77.83	\$76.25	\$57.95	\$73.27	\$73.54	\$61.35	\$70.40	\$57.99	\$67.11	\$73.00	\$66.05	\$61.32	\$60.60	\$77.13
4/1/2022	\$52.28	\$65.59	\$65.44	\$72.98	\$45.74	\$67.39	\$65.84	\$51.25	\$64.04	\$65.51	\$54.08	\$60.92	\$50.91	\$61.45	\$63.52	\$57.20	\$54.05	\$55.32	\$59.76
3/1/2022	\$38.94	\$44.05	\$43.81	\$46.83	\$36.53	\$45.67	\$45.08	\$41.95	\$42.77	\$44.15	\$39.72	\$40.92	\$38.22	\$42.79	\$43.40	\$39.69	\$40.13	\$38.84	\$41.49
2/1/2022	\$41.72	\$44.73	\$45.84	\$49.56	\$38.15	\$46.66	\$45.14	\$56.43	\$43.09	\$44.71	\$42.39	\$45.13	\$43.48	\$46.92	\$42.51	\$42.82	\$50.33	\$39.67	\$43.66
1/1/2022	\$82.06	\$50.87	\$62.73	\$81.23	\$39.98	\$53.07	\$50.87	\$86.60	\$48.48	\$51.04	\$86.42	\$84.86	\$80.95	\$67.20	\$49.38	\$73.77	\$91.71	\$55.06	\$46.00
12/1/2021	\$29.87	\$38.12	\$38.62	\$42.98	\$33.82	\$40.02	\$39.34	\$42.20	\$36.46	\$37.40	\$32.99	\$38.91	\$32.98	\$38.15	\$36.70	\$35.02	\$33.53	\$31.23	\$36.00
11/1/2021	\$45.14	\$66.55	\$68.68	\$75.79	\$46.51	\$69.67	\$66.58	\$49.53	\$65.04	\$64.83	\$47.75	\$65.56	\$44.86	\$63.29	\$63.84	\$57.19	\$47.65	\$46.32	\$56.98
10/1/2021	\$44.93	\$59.37	\$60.40	\$65.13	\$52.78	\$61.24	\$59.44	\$48.22	\$58.58	\$58.71	\$47.18	\$57.48	\$43.70	\$54.32	\$57.89	\$52.22	\$47.00	\$47.78	\$58.27
9/1/2021	\$40.23	\$47.32	\$47.56	\$51.81	\$45.02	\$49.06	\$47.21	\$40.29	\$45.68	\$46.69	\$40.89	\$46.63	\$40.23	\$44.05	\$45.14	\$42.01	\$41.14	\$39.38	\$45.60
8/1/2021	\$39.95	\$43.70	\$44.22	\$47.72	\$41.76	\$45.05	\$43.50	\$46.06	\$42.88	\$43.98	\$39.86	\$48.50	\$40.13	\$42.32	\$42.43	\$42.98	\$40.24	\$36.94	\$40.49
7/1/2021	\$33.12	\$35.50	\$35.23	\$38.22	\$34.74	\$37.09	\$36.04	\$35.40	\$34.46	\$35.64	\$32.62	\$35.17	\$32.54	\$33.90	\$35.45	\$32.57	\$32.99	\$31.25	\$35.71
6/1/2021	\$27.51	\$31.95	\$32.11	\$33.45	\$31.95	\$35.04	\$31.89	\$28.81	\$32.24	\$32.01	\$27.79	\$29.25	\$27.67	\$28.67	\$30.87	\$28.08	\$28.29	\$22.85	\$33.32
5/1/2021	\$23.50	\$28.74	\$27.98	\$31.13	\$24.92	\$30.98	\$32.91	\$23.29	\$27.09	\$27.45	\$23.98	\$26.33	\$23.06	\$26.06	\$26.46	\$25.33	\$24.02	\$23.84	\$25.25
4/1/2021	\$20.04	\$27.63	\$26.00	\$34.80	\$23.73	\$28.31	\$27.34	\$20.27	\$25.45	\$25.06	\$20.25	\$23.47	\$19.79	\$21.89	\$24.66	\$21.81	\$20.29	\$19.68	\$26.66
3/1/2021	\$20.80	\$25.55	\$25.42	\$30.64	\$22.98	\$26.85	\$26.11	\$49.88	\$24.46	\$25.29	\$21.39	\$22.58	\$20.64	\$23.25	\$24.17	\$21.16	\$22.47	\$20.70	\$22.77

	PJM																		MISO
Delta From	AECO	AEPOHIO	APS	BGE	COMED	DAY	DEOK	DPL	DUQ	FEOHIO	JCPL	METED	PECO	PENELEC	PENNPOWER	PPL	PSEG	UGI	AMEREN
1-Weeks Ago	(\$0.56)	(\$0.13)	(\$0.46)	(\$0.56)	\$0.29	(\$0.07)	(\$0.01)	\$0.42	(\$0.23)	(\$0.19)	(\$0.52)	(\$0.64)	(\$0.56)	(\$0.20)	(\$0.25)	(\$0.60)	(\$0.52)	(\$0.59)	\$0.42
1-Month Ago	(\$91.69)	(\$92.67)	(\$98.85)	(\$110.37)	(\$66.18)	(\$97.53)	(\$95.79)	(\$94.29)	(\$92.12)	(\$92.66)	(\$95.63)	(\$102.52)	(\$89.41)	(\$90.60)	(\$91.40)	(\$97.77)	(\$94.55)	(\$91.87)	(\$51.65)
3-Months Ago	(\$19.19)	(\$25.46)	(\$25.26)	(\$28.70)	(\$21.22)	(\$26.53)	(\$26.77)	(\$13.38)	(\$25.77)	(\$25.46)	(\$19.31)	(\$24.55)	(\$17.35)	(\$24.17)	(\$25.17)	(\$22.01)	(\$18.71)	(\$19.59)	(\$18.51)
6-Months Ago	(\$78.35)	(\$70.52)	(\$72.24)	(\$93.79)	(\$66.79)	(\$73.50)	(\$72.33)	(\$83.26)	(\$68.14)	(\$70.60)	(\$76.94)	(\$99.36)	(\$79.38)	(\$70.25)	(\$68.39)	(\$88.30)	(\$76.16)	(\$70.66)	(\$69.39)
1-Year Ago	(\$18.82)	(\$19.59)	(\$20.18)	(\$21.65)	(\$15.69)	(\$20.79)	(\$20.20)	(\$27.06)	(\$18.61)	(\$19.98)	(\$19.16)	(\$21.15)	(\$21.12)	(\$22.39)	(\$18.11)	(\$19.50)	(\$26.59)	(\$16.73)	(\$17.55)

This communication from Dynegy Energy Services, dba Dynegy is intended solely for informational or illustrative purposes only. Dynegy is not responsible for typographic errors or other inaccuracies in the content and makes no representations to the contrary. We believe the information contained herein to be accurate and reliable and buyer or customer understands it has the duty or obligation to validate such information and undertake whatever risk there may be upon its reliance. Therefore, all information and materials are provided "AS IS" without any warranty of any kind.



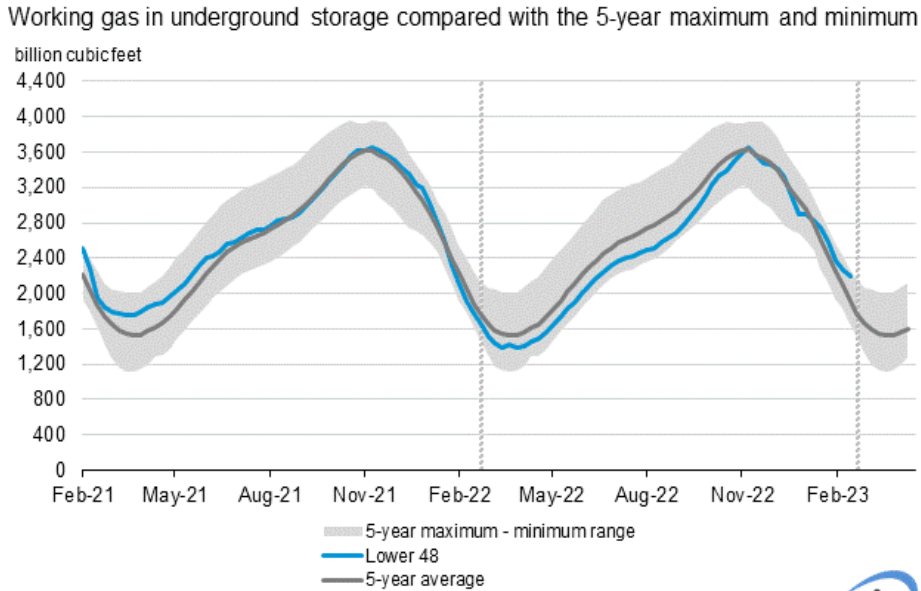
## NYMEX NATURAL GAS 12 MONTH PRICES

- The NYMEX Natural Gas 12-month strip finished the February 24<sup>th</sup>, 2023 trading day at \$3.24/MMBtu. This is down approximately (\$0.29)/ MMBtu from a month ago, and down (\$0.74)/MMBtu from the beginning of the year.
- The 2023 average for the 12-month strip has been \$3.42/MMBtu.
- The 12-month max for the 12-month strip is \$8.28/MMBtu from June 7<sup>th</sup>, 2022, while the 12-month low for the strip is \$2.89/MMBtu from February 21<sup>st</sup>, 2023.



This communication from Dynegy Energy Services, dba Dynegy is intended solely for informational or illustrative purposes only. Dynegy is not responsible for typographic errors or other inaccuracies in the content and makes no representations to the contrary. We believe the information contained herein to be accurate and reliable and buyer or customer understands it has the duty or obligation to validate such information and undertake whatever risk there may be upon its reliance. Therefore, all information and materials are provided "AS IS" without any warranty of any kind.

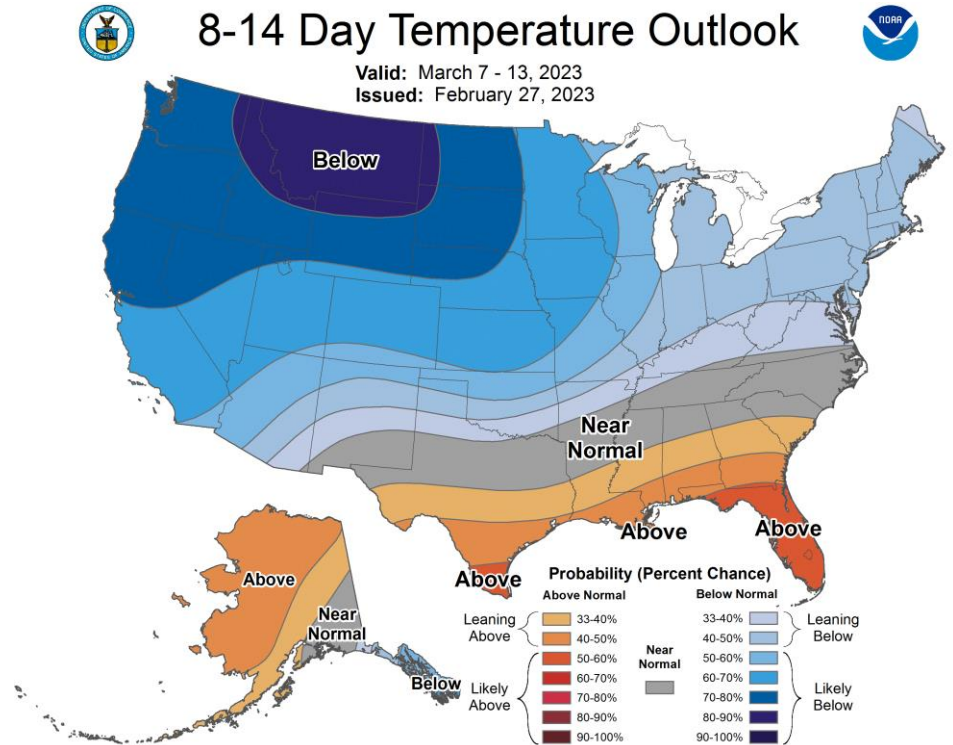
# EIA NATURAL GAS STORAGE



Data source: U.S. Energy Information Administration



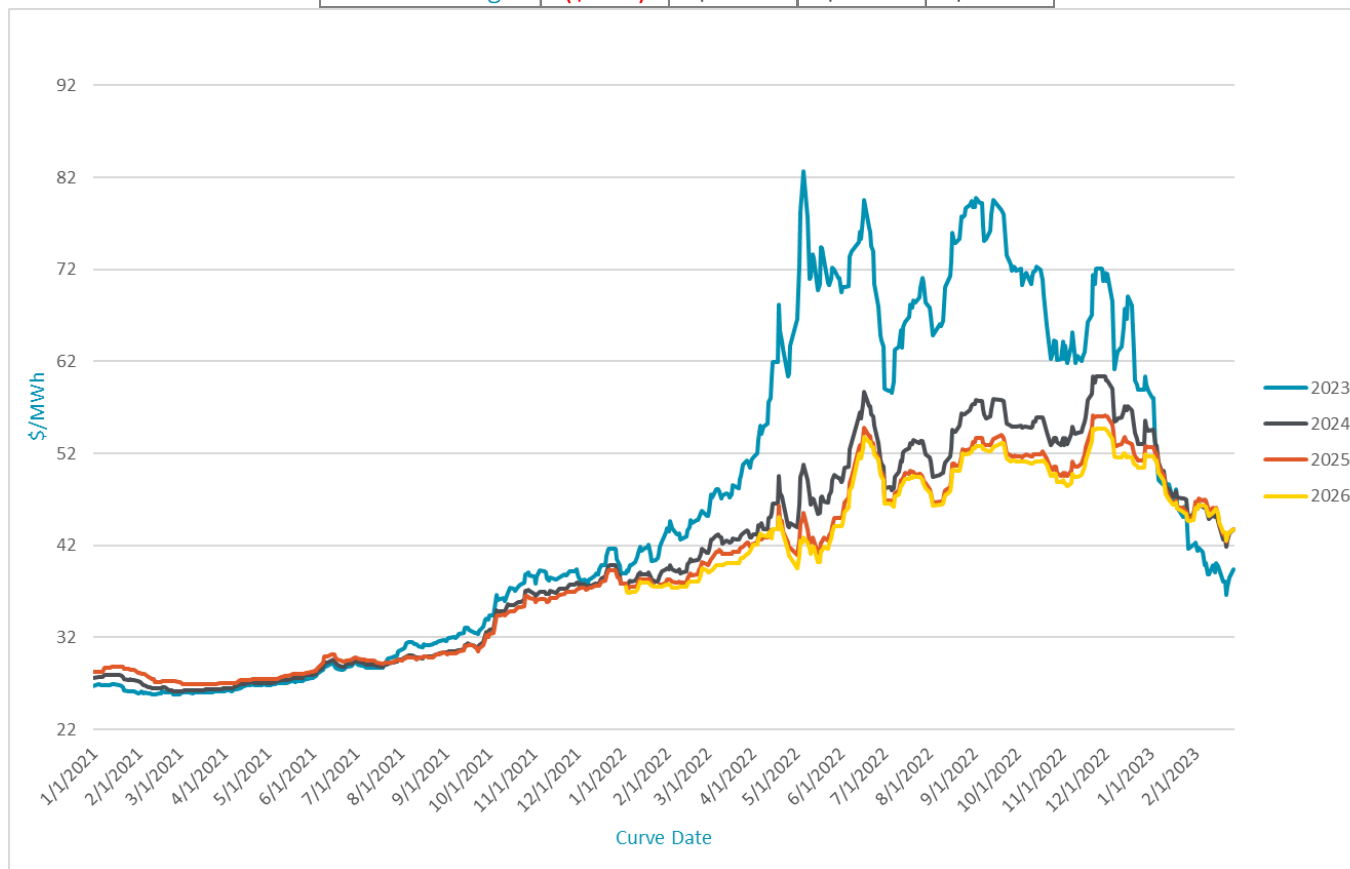
- Working gas in storage was 2,195 Bcf as of Friday, February 17, 2023.
- A withdrawal of (71) Bcf was slightly lower than the analysts' expectations of (72) Bcf draw.
- Stocks are now 21.9% above this time last year and 15.2% above the 5-year average. Additionally, the (71) Bcf withdrawal was lower compared to the (138) Bcf draw during the corresponding week in 2022, and the five-year average withdrawal of (177) Bcf.



This communication from Dynegy Energy Services, dba Dynegy is intended solely for informational or illustrative purposes only. Dynegy is not responsible for typographic errors or other inaccuracies in the content and makes no representations to the contrary. We believe the information contained herein to be accurate and reliable and buyer or customer understands it has the duty or obligation to validate such information and undertake whatever risk there may be upon its reliance. Therefore, all information and materials are provided "AS IS" without any warranty of any kind.

# 7X24 ATC – ENERGY ONLY POWER PRICE (AEP)

AEP (\$/MWh)				
Date	2023	2024	2025	2026
2/27/2023	\$39.40	\$43.74	\$43.74	\$43.77
1-Month Change	(\$2.21)	(\$1.29)	(\$0.92)	(\$0.82)
3-Month Change	(\$32.65)	(\$16.65)	(\$12.31)	(\$10.93)
6 Month change	(\$35.96)	(\$11.24)	(\$6.97)	(\$6.34)
1-Year change	(\$5.36)	\$3.26	\$4.77	\$5.75



This communication from Dynegy Energy Services, dba Dynegy is intended solely for informational or illustrative purposes only. Dynegy is not responsible for typographic errors or other inaccuracies in the content and makes no representations to the contrary. We believe the information contained herein to be accurate and reliable and buyer or customer understands it has the duty or obligation to validate such information and undertake whatever risk there may be upon its reliance. Therefore, all information and materials are provided "AS IS" without any warranty of any kind.

# 7X24 ATC – ENERGY ONLY POWER PRICE (AMEREN)

AMEREN (\$/MWh)				
Date	2023	2024	2025	2026
2/27/2023	\$37.88	\$42.66	\$43.21	\$43.64
1-Month Change	(\$1.31)	(\$1.28)	(\$1.11)	(\$1.46)
3-Month Change	(\$30.98)	(\$15.06)	(\$10.48)	(\$12.67)
6 Month change	(\$37.51)	(\$11.08)	(\$8.71)	(\$9.84)
1-Year change	(\$6.62)	\$1.69	\$2.51	\$1.82

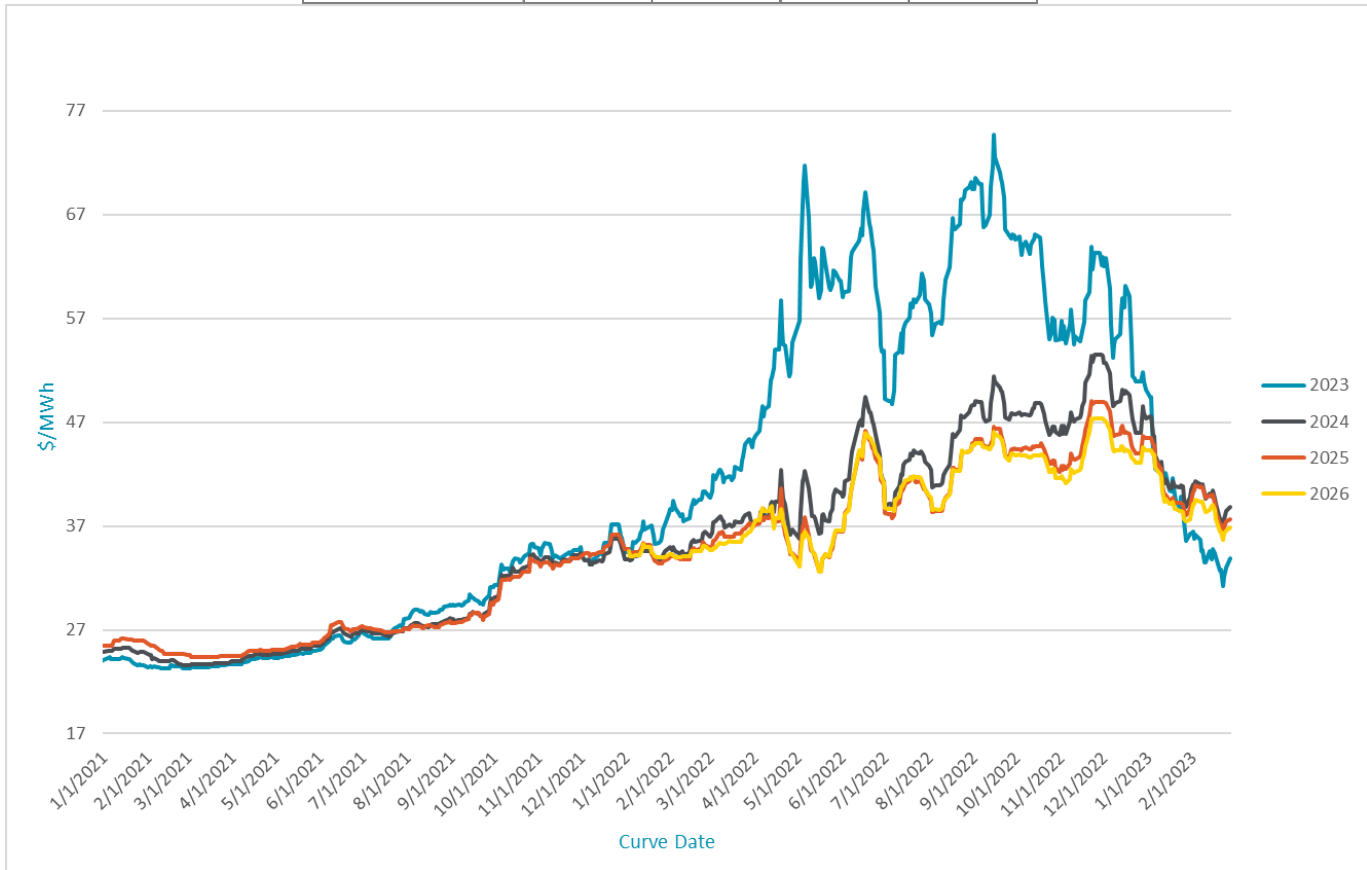


This communication from Dynegy Energy Services, dba Dynegy is intended solely for informational or illustrative purposes only. Dynegy is not responsible for typographic errors or other inaccuracies in the content and makes no representations to the contrary. We believe the information contained herein to be accurate and reliable and buyer or customer understands it has the duty or obligation to validate such information and undertake whatever risk there may be upon its reliance. Therefore, all information and materials are provided "AS IS" without any warranty of any kind.



# 7X24 ATC – ENERGY ONLY POWER PRICE (COMED)

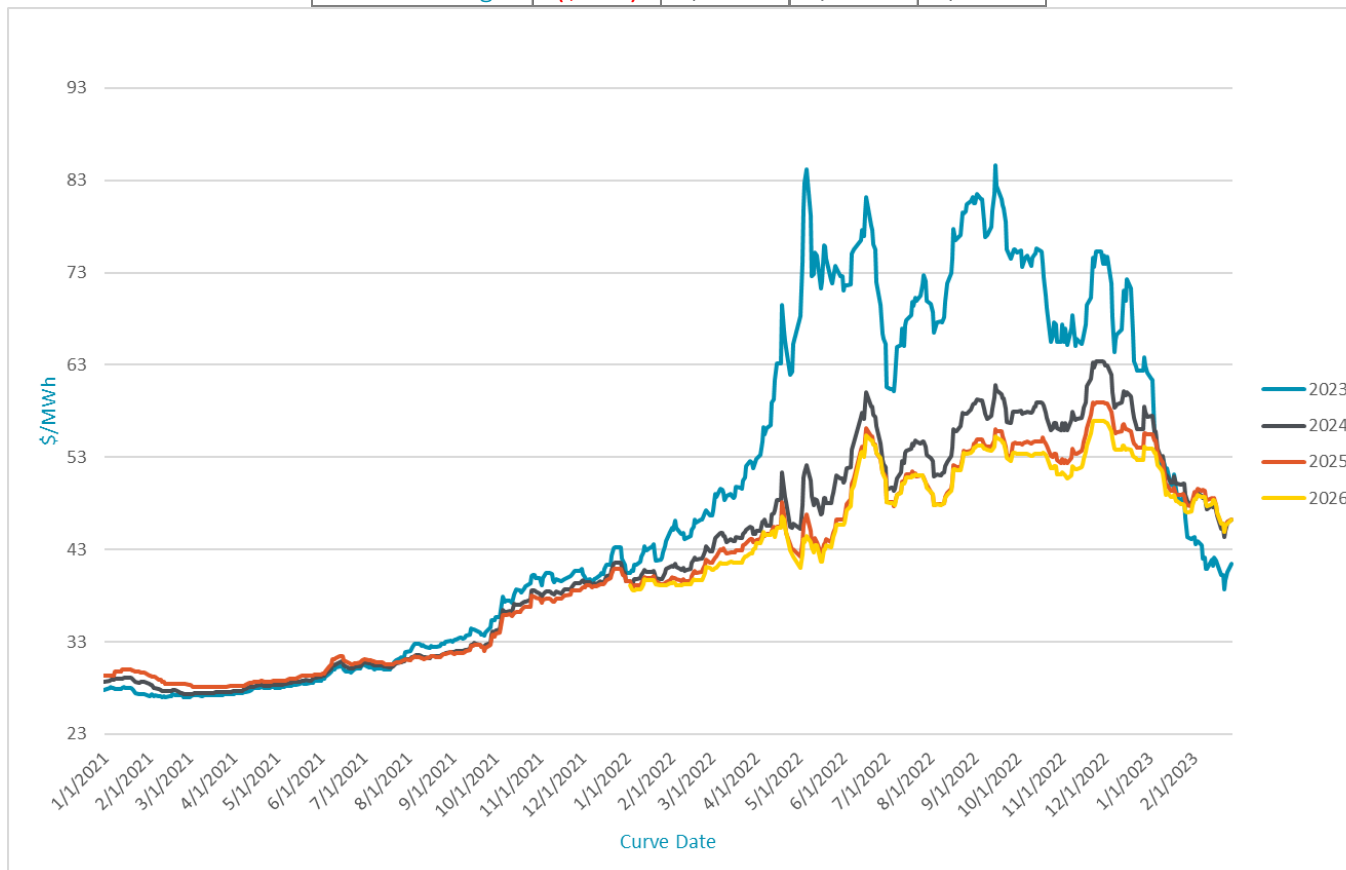
COMED (\$/MWh)				
Date	2023	2024	2025	2026
2/27/2023	\$33.91	\$38.89	\$37.69	\$36.90
1-Month Change	(\$1.65)	\$0.00	(\$0.35)	(\$0.52)
3-Month Change	(\$29.45)	(\$14.62)	(\$11.24)	(\$10.50)
6 Month change	(\$36.26)	(\$9.63)	(\$6.71)	(\$7.49)
1-Year change	(\$5.88)	\$2.86	\$2.76	\$2.07



This communication from Dynegy Energy Services, dba Dynegy is intended solely for informational or illustrative purposes only. Dynegy is not responsible for typographic errors or other inaccuracies in the content and makes no representations to the contrary. We believe the information contained herein to be accurate and reliable and buyer or customer understands it has the duty or obligation to validate such information and undertake whatever risk there may be upon its reliance. Therefore, all information and materials are provided "AS IS" without any warranty of any kind.

# 7X24 ATC – ENERGY ONLY POWER PRICE (DAY)

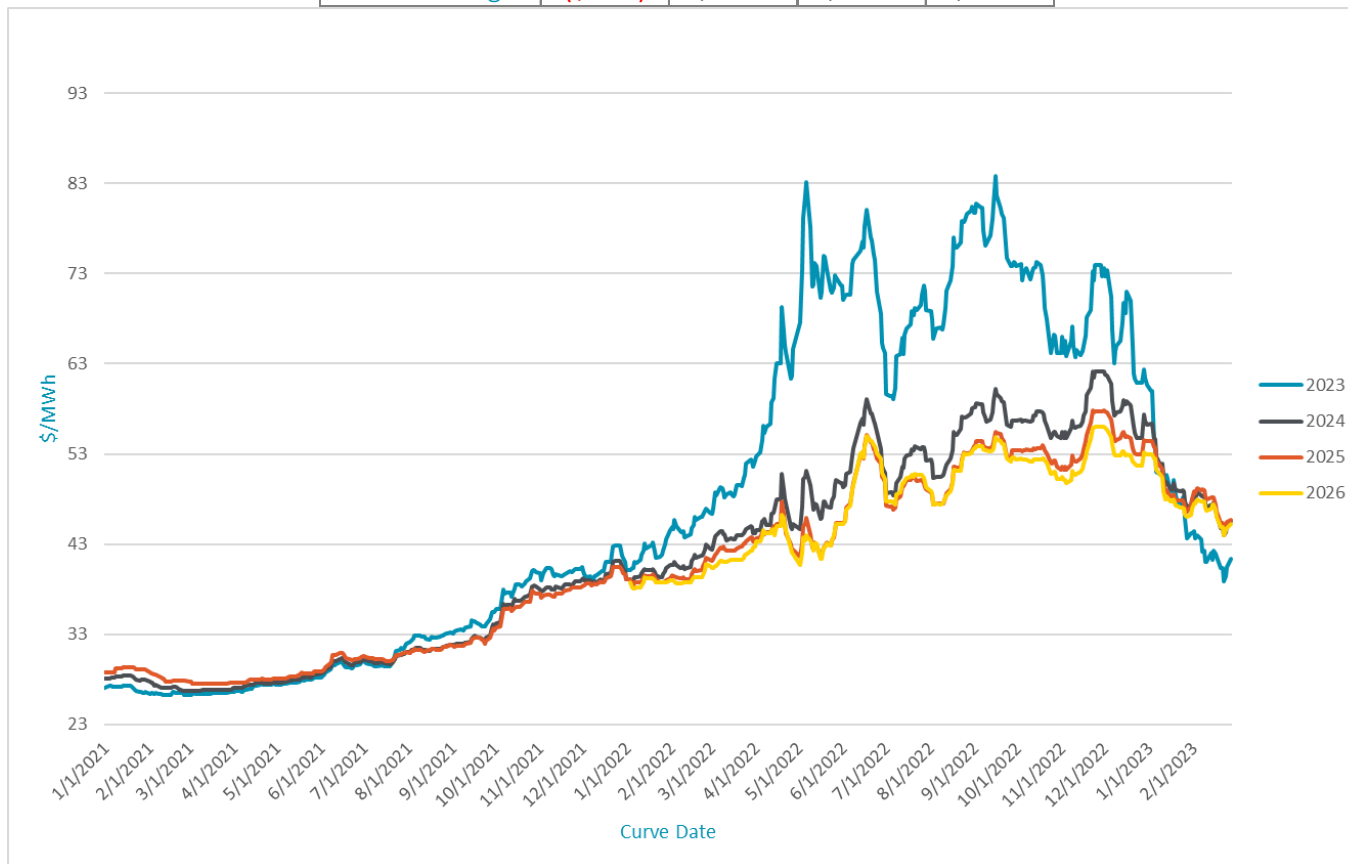
DAY (\$/MWh)				
Date	2023	2024	2025	2026
2/27/2023	\$41.50	\$46.26	\$46.25	\$46.20
1-Month Change	(\$2.86)	(\$1.93)	(\$1.50)	(\$0.78)
3-Month Change	(\$33.78)	(\$17.10)	(\$12.62)	(\$10.76)
6 Month change	(\$39.68)	(\$12.41)	(\$7.64)	(\$7.45)
1-Year change	(\$5.19)	\$3.42	\$4.67	\$5.23



This communication from Dynegy Energy Services, dba Dynegy is intended solely for informational or illustrative purposes only. Dynegy is not responsible for typographic errors or other inaccuracies in the content and makes no representations to the contrary. We believe the information contained herein to be accurate and reliable and buyer or customer understands it has the duty or obligation to validate such information and undertake whatever risk there may be upon its reliance. Therefore, all information and materials are provided "AS IS" without any warranty of any kind.

# 7X24 ATC – ENERGY ONLY POWER PRICE (DEOK)

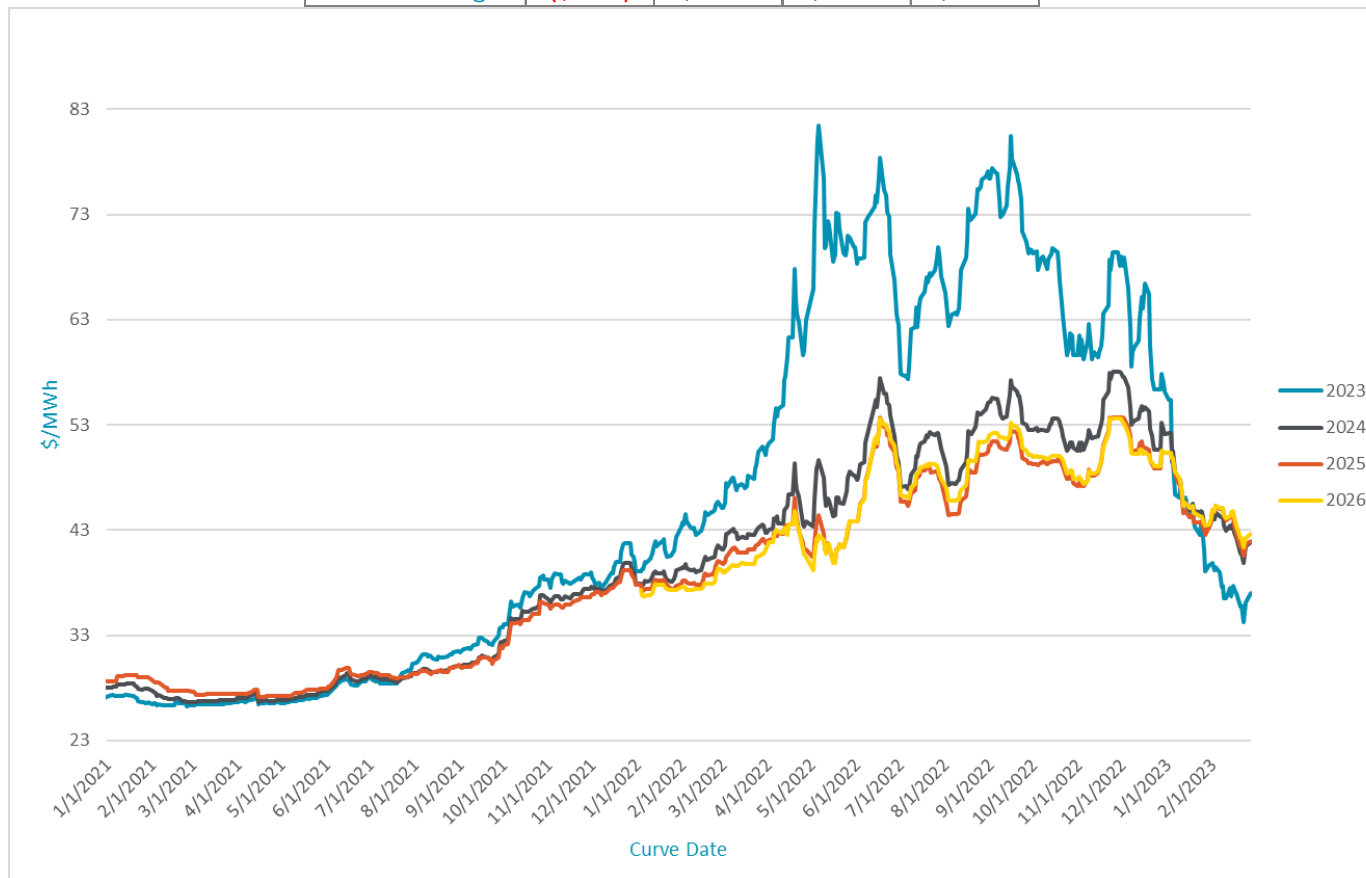
DEOK (\$/MWh)				
Date	2023	2024	2025	2026
2/27/2023	\$41.31	\$45.53	\$45.71	\$45.19
1-Month Change	(\$2.35)	(\$1.48)	(\$0.92)	(\$0.83)
3-Month Change	(\$32.67)	(\$16.65)	(\$12.03)	(\$10.81)
6 Month change	(\$38.69)	(\$12.00)	(\$7.44)	(\$7.85)
1-Year change	(\$5.65)	\$2.63	\$4.26	\$4.42



This communication from Dynegy Energy Services, dba Dynegy is intended solely for informational or illustrative purposes only. Dynegy is not responsible for typographic errors or other inaccuracies in the content and makes no representations to the contrary. We believe the information contained herein to be accurate and reliable and buyer or customer understands it has the duty or obligation to validate such information and undertake whatever risk there may be upon its reliance. Therefore, all information and materials are provided "AS IS" without any warranty of any kind.

# 7X24 ATC – ENERGY ONLY POWER PRICE (DUQ)

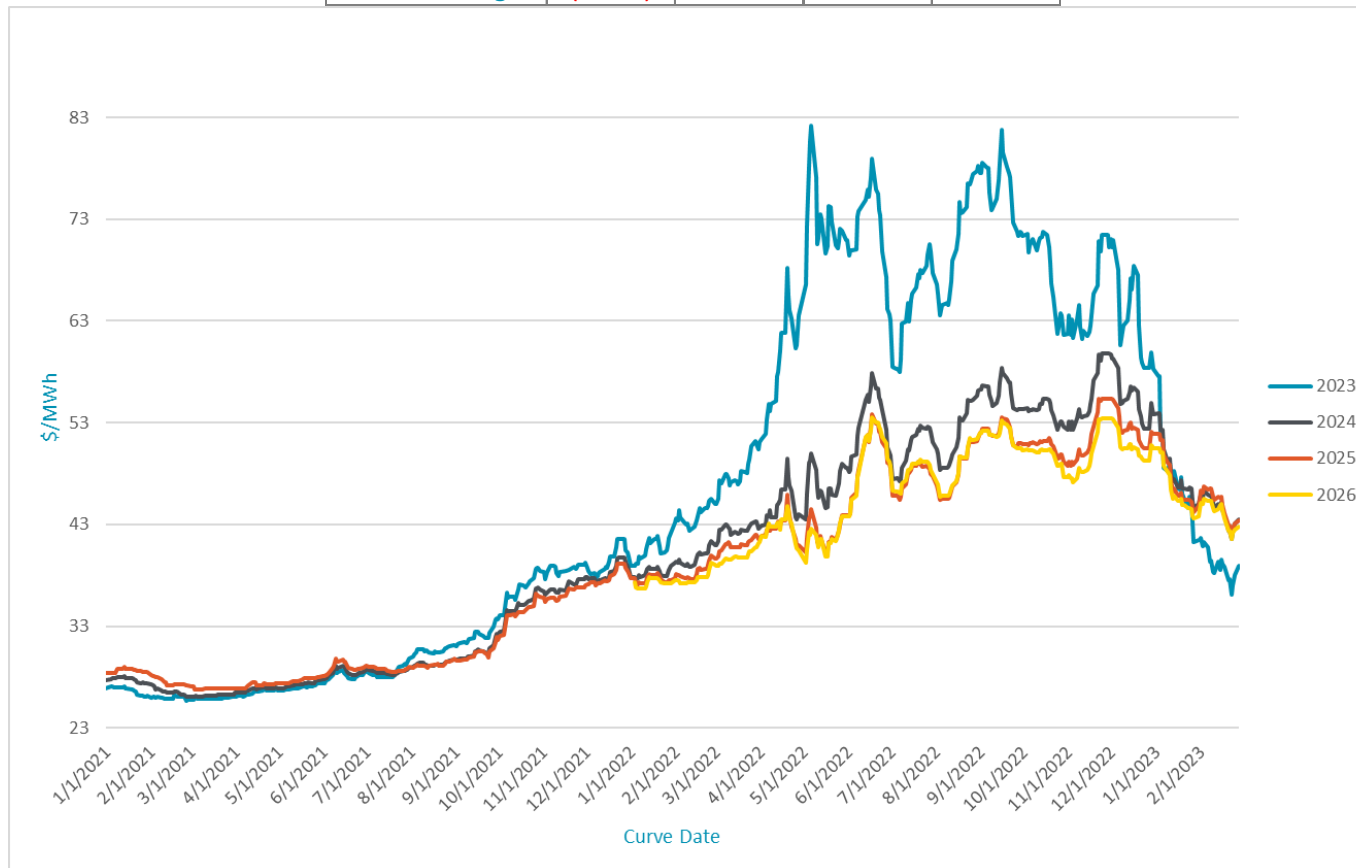
DUQ (\$/MWh)				
Date	2023	2024	2025	2026
2/27/2023	\$37.06	\$41.84	\$41.93	\$42.60
1-Month Change	(\$1.99)	(\$1.01)	(\$0.64)	(\$0.79)
3-Month Change	(\$32.39)	(\$16.18)	(\$11.75)	(\$11.02)
6 Month change	(\$40.05)	(\$13.21)	(\$8.55)	(\$9.02)
1-Year change	(\$8.07)	\$0.69	\$2.10	\$3.45



This communication from Dynegy Energy Services, dba Dynegy is intended solely for informational or illustrative purposes only. Dynegy is not responsible for typographic errors or other inaccuracies in the content and makes no representations to the contrary. We believe the information contained herein to be accurate and reliable and buyer or customer understands it has the duty or obligation to validate such information and undertake whatever risk there may be upon its reliance. Therefore, all information and materials are provided "AS IS" without any warranty of any kind.

# 7X24 ATC – ENERGY ONLY POWER PRICE (FE)

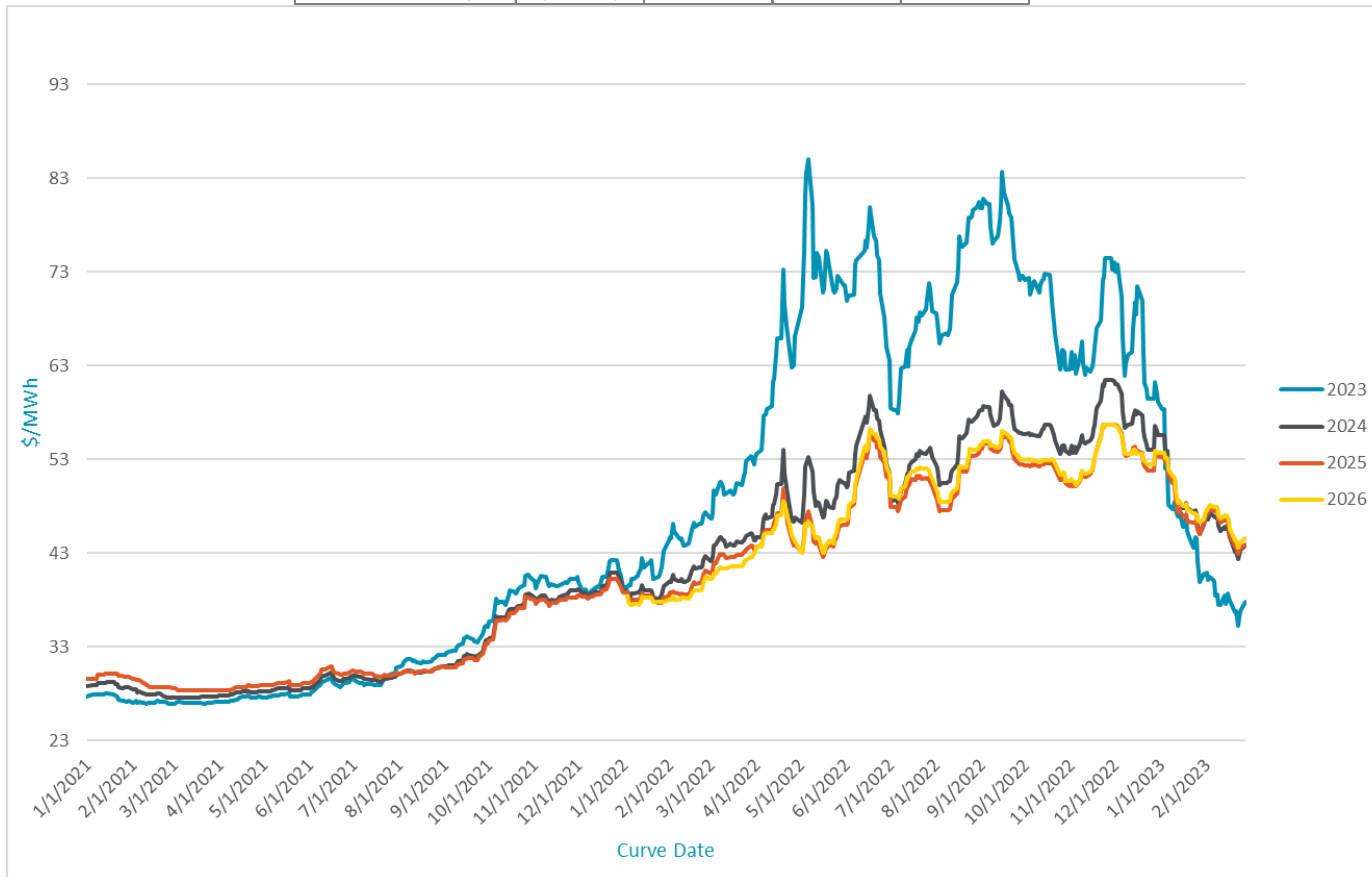
FE (\$/MWh)				
Date	2023	2024	2025	2026
2/27/2023	\$38.89	\$43.45	\$43.37	\$42.81
1-Month Change	(\$2.33)	(\$1.15)	(\$0.82)	(\$0.78)
3-Month Change	(\$32.59)	(\$16.32)	(\$11.94)	(\$10.61)
6 Month change	(\$39.33)	(\$12.69)	(\$8.08)	(\$8.78)
1-Year change	(\$6.10)	\$2.50	\$3.70	\$3.76



This communication from Dynegy Energy Services, dba Dynegy is intended solely for informational or illustrative purposes only. Dynegy is not responsible for typographic errors or other inaccuracies in the content and makes no representations to the contrary. We believe the information contained herein to be accurate and reliable and buyer or customer understands it has the duty or obligation to validate such information and undertake whatever risk there may be upon its reliance. Therefore, all information and materials are provided "AS IS" without any warranty of any kind.

# 7X24 ATC – ENERGY ONLY POWER PRICE (FEWP)

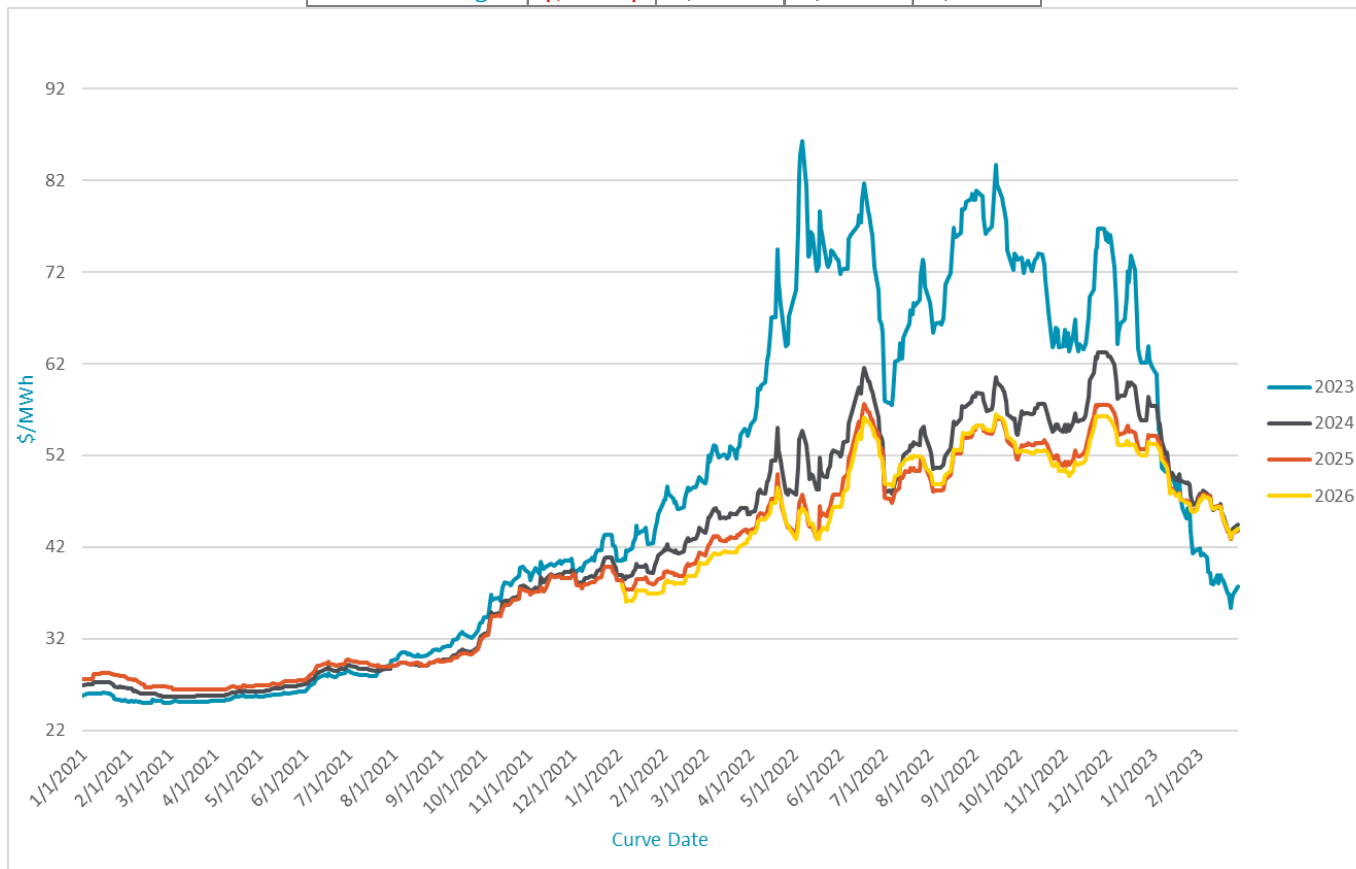
FEWP (\$/MWh)				
Date	2023	2024	2025	2026
2/27/2023	\$37.76	\$43.79	\$43.86	\$44.53
1-Month Change	(\$2.13)	(\$1.27)	(\$1.18)	(\$1.78)
3-Month Change	(\$36.73)	(\$17.67)	(\$12.81)	(\$12.19)
6 Month change	(\$42.67)	(\$14.30)	(\$9.80)	(\$9.72)
1-Year change	(\$9.03)	\$1.54	\$3.00	\$4.25



This communication from Dynegy Energy Services, dba Dynegy is intended solely for informational or illustrative purposes only. Dynegy is not responsible for typographic errors or other inaccuracies in the content and makes no representations to the contrary. We believe the information contained herein to be accurate and reliable and buyer or customer understands it has the duty or obligation to validate such information and undertake whatever risk there may be upon its reliance. Therefore, all information and materials are provided "AS IS" without any warranty of any kind.

# 7X24 ATC – ENERGY ONLY POWER PRICE (METED)

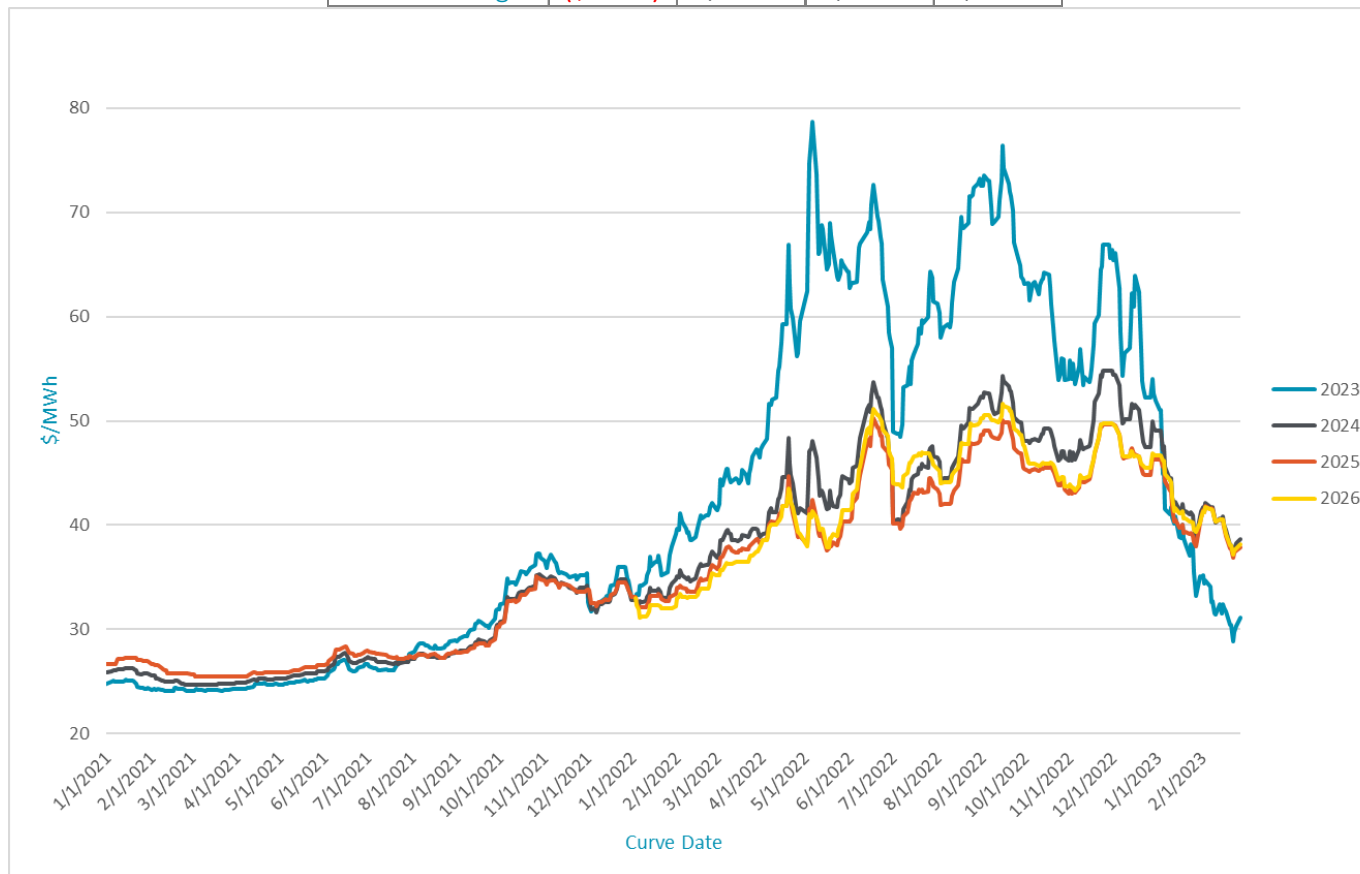
METED (\$/MWh)				
Date	2023	2024	2025	2026
2/27/2023	\$37.69	\$44.47	\$43.84	\$43.97
1-Month Change	(\$3.65)	(\$2.11)	(\$1.96)	(\$1.89)
3-Month Change	(\$39.04)	(\$18.76)	(\$13.63)	(\$12.30)
6 Month change	(\$42.82)	(\$13.85)	(\$10.40)	(\$10.69)
1-Year change	(\$11.40)	\$0.82	\$2.66	\$3.82



This communication from Dynegy Energy Services, dba Dynegy is intended solely for informational or illustrative purposes only. Dynegy is not responsible for typographic errors or other inaccuracies in the content and makes no representations to the contrary. We believe the information contained herein to be accurate and reliable and buyer or customer understands it has the duty or obligation to validate such information and undertake whatever risk there may be upon its reliance. Therefore, all information and materials are provided "AS IS" without any warranty of any kind.

# 7X24 ATC – ENERGY ONLY POWER PRICE (PECO)

PECO (\$/MWh)				
Date	2023	2024	2025	2026
2/27/2023	\$31.18	\$38.65	\$37.89	\$38.14
1-Month Change	(\$2.02)	(\$0.08)	(\$0.05)	(\$1.19)
3-Month Change	(\$35.67)	(\$16.20)	(\$11.72)	(\$11.60)
6 Month change	(\$42.01)	(\$13.49)	(\$10.21)	(\$11.72)
1-Year change	(\$10.37)	\$1.66	\$2.01	\$2.97

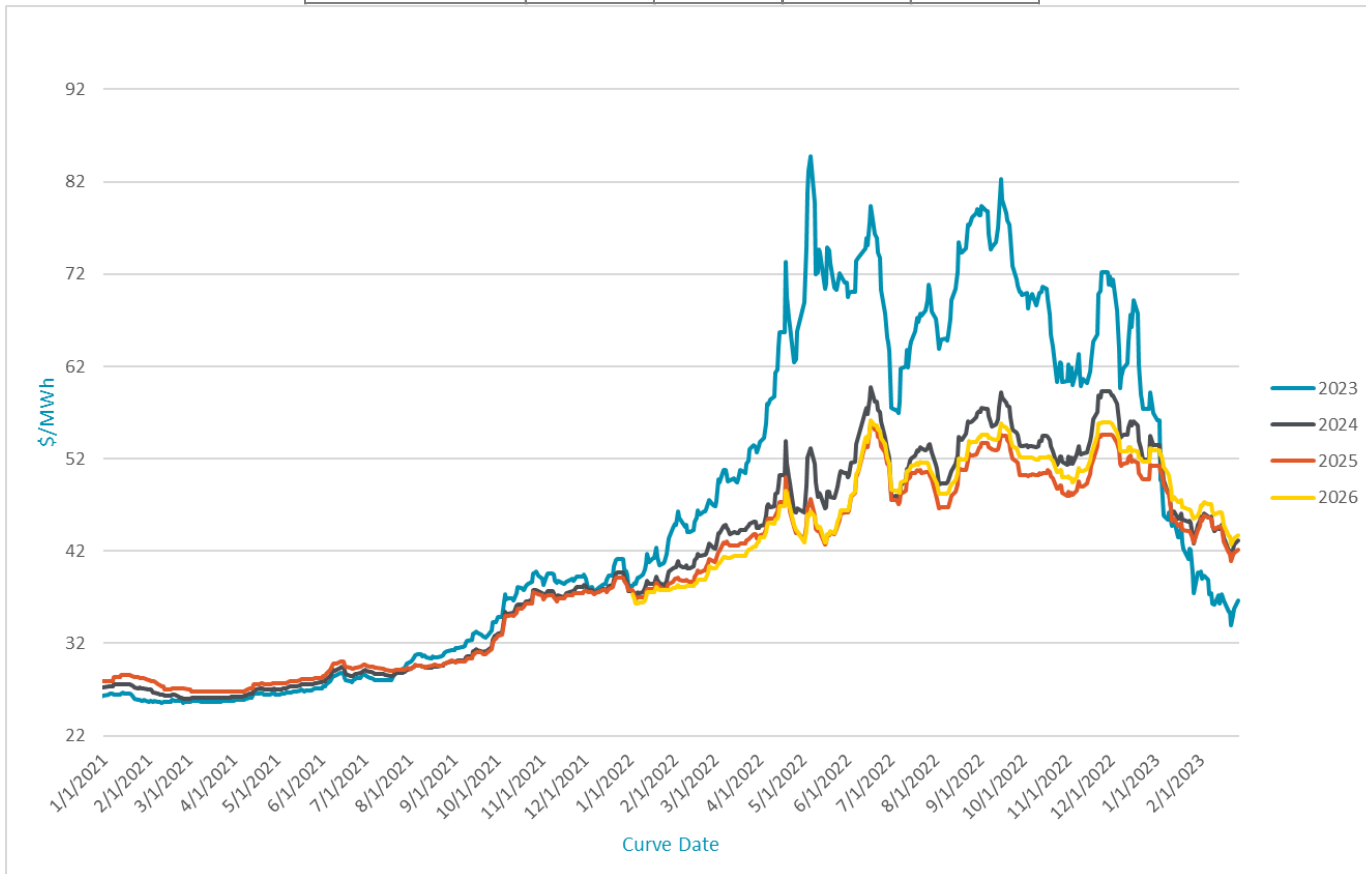


This communication from Dynegy Energy Services, dba Dynegy is intended solely for informational or illustrative purposes only. Dynegy is not responsible for typographic errors or other inaccuracies in the content and makes no representations to the contrary. We believe the information contained herein to be accurate and reliable and buyer or customer understands it has the duty or obligation to validate such information and undertake whatever risk there may be upon its reliance. Therefore, all information and materials are provided "AS IS" without any warranty of any kind.



# 7X24 ATC – ENERGY ONLY POWER PRICE (PENELEC)

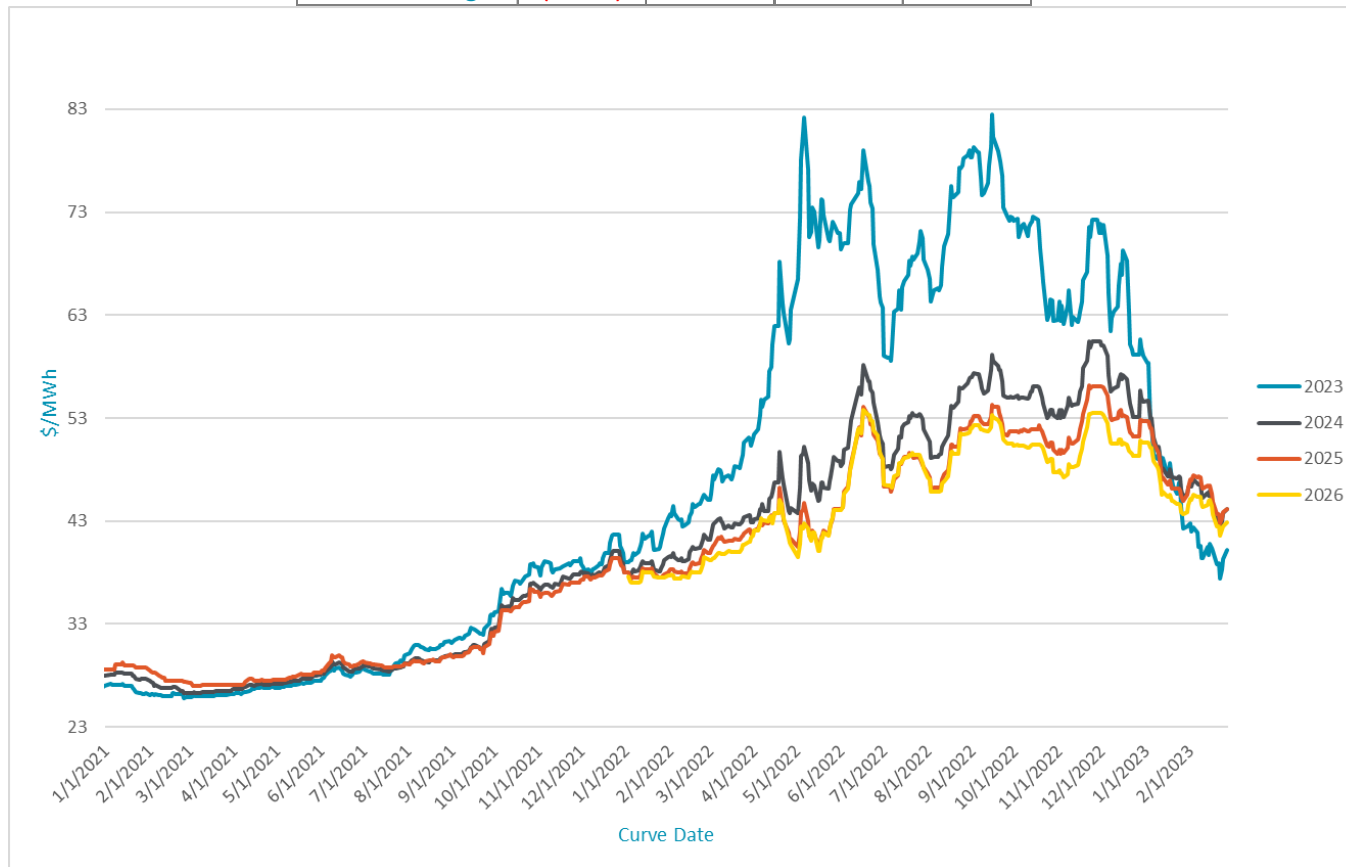
PENELEC (\$/MWh)				
Date	2023	2024	2025	2026
2/27/2023	\$36.66	\$43.13	\$42.13	\$43.72
1-Month Change	(\$0.79)	\$0.35	(\$0.76)	(\$1.80)
3-Month Change	(\$35.53)	(\$16.19)	(\$12.43)	(\$12.21)
6 Month change	(\$42.36)	(\$13.85)	(\$10.61)	(\$10.29)
1-Year change	(\$10.30)	\$0.77	\$1.24	\$3.56



This communication from Dynegy Energy Services, dba Dynegy is intended solely for informational or illustrative purposes only. Dynegy is not responsible for typographic errors or other inaccuracies in the content and makes no representations to the contrary. We believe the information contained herein to be accurate and reliable and buyer or customer understands it has the duty or obligation to validate such information and undertake whatever risk there may be upon its reliance. Therefore, all information and materials are provided "AS IS" without any warranty of any kind.

# 7X24 ATC – ENERGY ONLY POWER PRICE (PENNPWR)

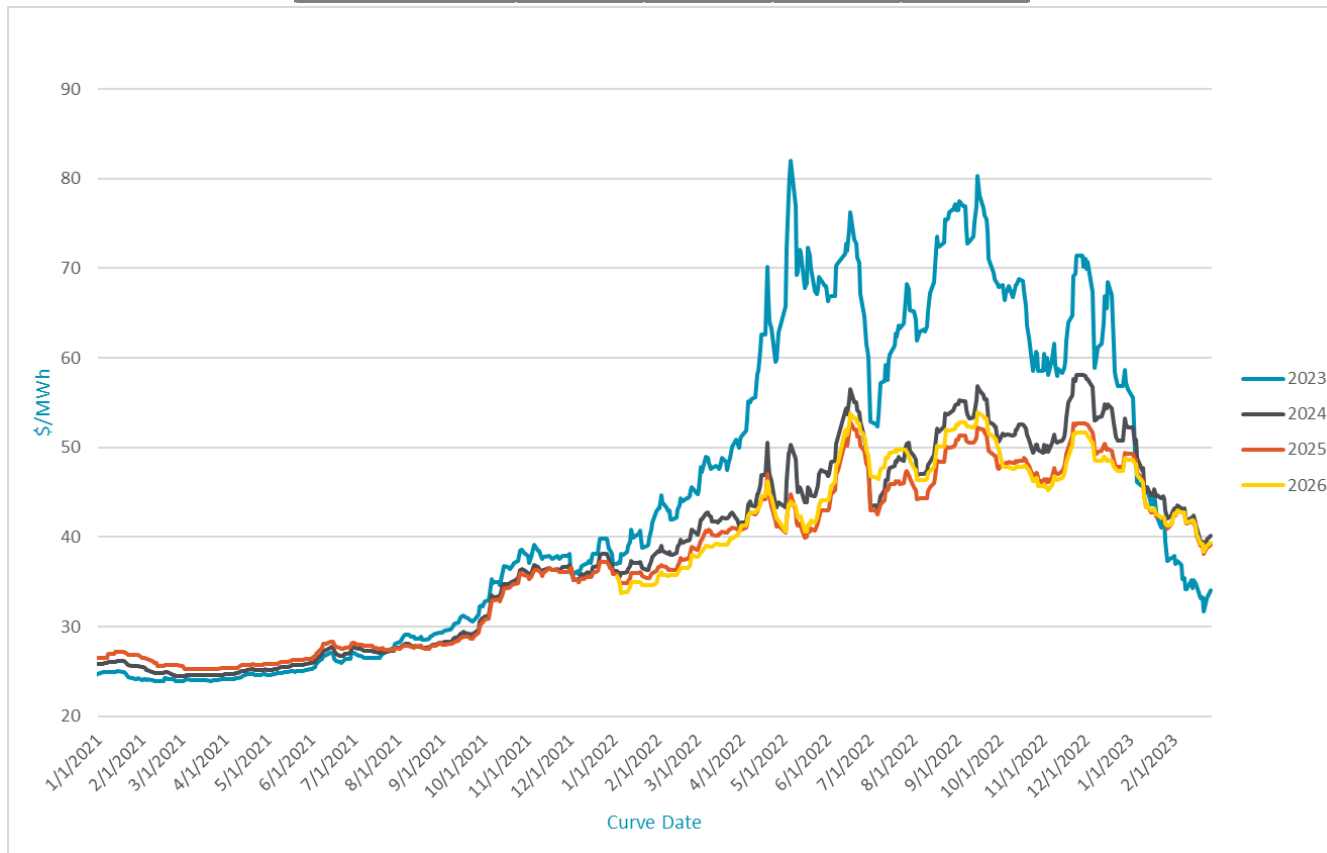
PENNPWR (\$/MWh)				
Date	2023	2024	2025	2026
2/27/2023	\$40.23	\$44.17	\$44.13	\$42.86
1-Month Change	(\$2.01)	(\$1.15)	(\$0.82)	(\$0.79)
3-Month Change	(\$32.04)	(\$16.32)	(\$11.93)	(\$10.62)
6 Month change	(\$38.78)	(\$12.69)	(\$8.07)	(\$8.78)
1-Year change	(\$4.84)	\$2.95	\$4.20	\$3.55



This communication from Dynegy Energy Services, dba Dynegy is intended solely for informational or illustrative purposes only. Dynegy is not responsible for typographic errors or other inaccuracies in the content and makes no representations to the contrary. We believe the information contained herein to be accurate and reliable and buyer or customer understands it has the duty or obligation to validate such information and undertake whatever risk there may be upon its reliance. Therefore, all information and materials are provided "AS IS" without any warranty of any kind.

# 7X24 ATC – ENERGY ONLY POWER PRICE (PPL)

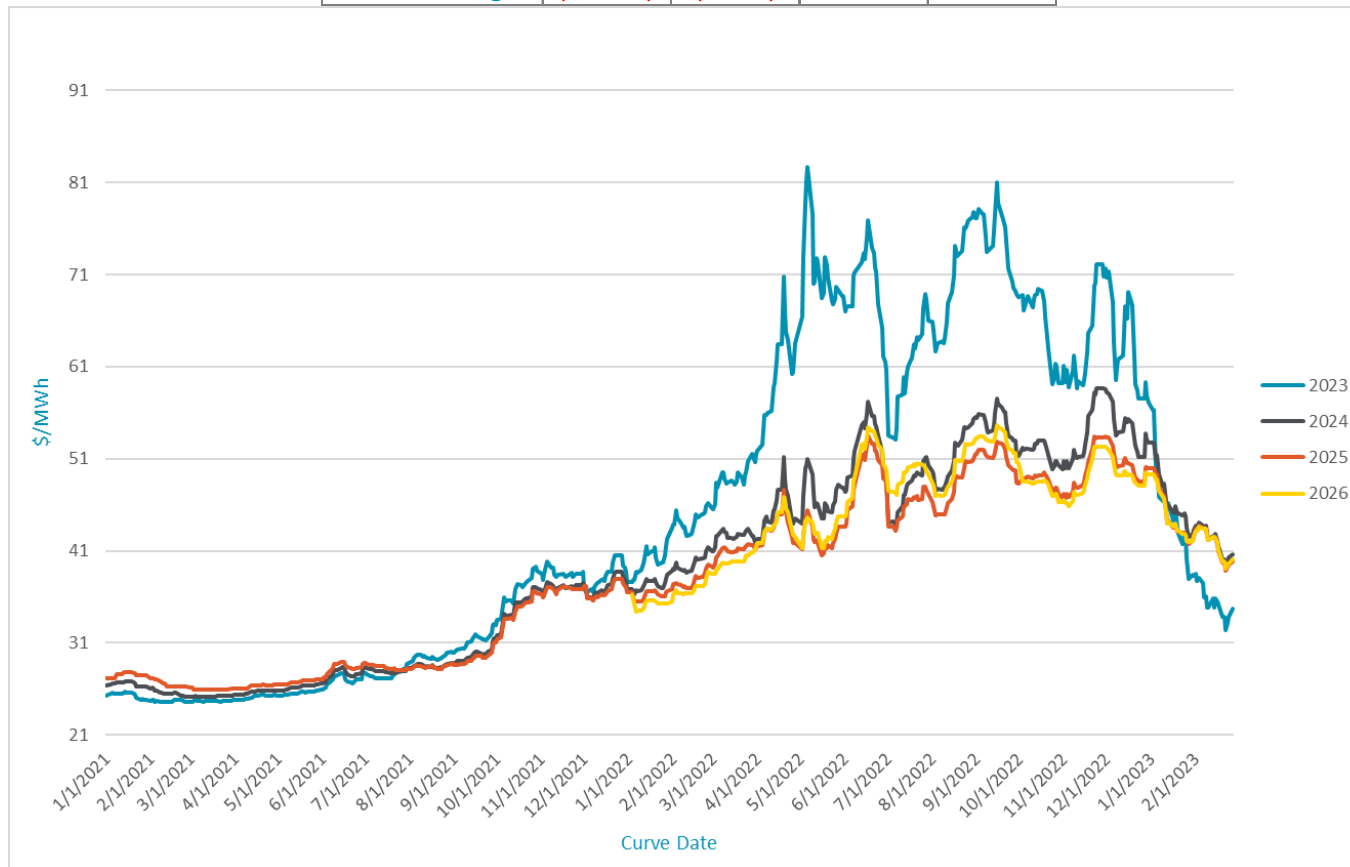
PPL (\$/MWh)				
Date	2023	2024	2025	2026
2/27/2023	\$34.04	\$40.14	\$39.09	\$39.36
1-Month Change	(\$3.24)	(\$1.89)	(\$1.86)	(\$1.90)
3-Month Change	(\$37.41)	(\$17.95)	(\$13.53)	(\$12.31)
6 Month change	(\$43.08)	(\$14.56)	(\$11.23)	(\$12.79)
1-Year change	(\$10.90)	(\$0.20)	\$0.49	\$1.54




This communication from Dynegy Energy Services, dba Dynegy is intended solely for informational or illustrative purposes only. Dynegy is not responsible for typographic errors or other inaccuracies in the content and makes no representations to the contrary. We believe the information contained herein to be accurate and reliable and buyer or customer understands it has the duty or obligation to validate such information and undertake whatever risk there may be upon its reliance. Therefore, all information and materials are provided "AS IS" without any warranty of any kind.

# 7X24 ATC – ENERGY ONLY POWER PRICE (UGI)

UGI (\$/MWh)				
Date	2023	2024	2025	2026
2/27/2023	\$34.69	\$40.65	\$39.82	\$40.01
1-Month Change	(\$3.24)	(\$1.88)	(\$1.86)	(\$1.90)
3-Month Change	(\$37.41)	(\$17.95)	(\$13.53)	(\$12.31)
6 Month change	(\$43.08)	(\$14.70)	(\$11.15)	(\$12.79)
1-Year change	(\$10.90)	(\$0.34)	\$0.57	\$1.54



This communication from Dynegy Energy Services, dba Dynegy is intended solely for informational or illustrative purposes only. Dynegy is not responsible for typographic errors or other inaccuracies in the content and makes no representations to the contrary. We believe the information contained herein to be accurate and reliable and buyer or customer understands it has the duty or obligation to validate such information and undertake whatever risk there may be upon its reliance. Therefore, all information and materials are provided "AS IS" without any warranty of any kind.



**DYNEGY**

